



C.S. Azienda S.r.l.  
Sede operativa: Tezze S.B. (VI) – Via Nazionale n. 171/A  
Tel. 0424-561035 – Fax 0424-861326  
e-mail: info@csazienda.it

**LONGO & CARRERA**

Dottori Commercialisti - Revisori Contabili  
Esperti in Legislazione del Commercio

Studio Longo & Carrera  
Treviso - Via T. da Modena n. 11  
Tel 0422-541092 / Fax 0422-542413  
e-mail: commercio@longocarrera.com

24/03/2014

---

---

# Rilevamenti dei flussi veicolari

*Preganziol (TV) – Strada Statale n. 13 “Terraglio”*



Studio Ingegneria Giomo Ing. Maurizio  
Cell. +39 340 050 25 12  
e-mail; [maugiomo@alice.it](mailto:maugiomo@alice.it)  
PEC: [maurizio.giomo@ingpec.eu](mailto:maurizio.giomo@ingpec.eu)

---

---

F.LLI LANDO S.p.A.  
PREGANZIOL (TV)

## Sommario

ATTREZZATURA.....	3
RILEVAZIONI.....	3
Grafici.....	4
Rapporti.....	4

## ATTREZZATURA

---

Per le rilevazioni dei volumi di traffico sono stati utilizzati dei contatori portatili a tecnologia VMI (Immagine Magnetica del Veicolo). Tali contatori sono costituiti da una scheda circuito che comprende:

- sensori GMR (Giant Magneto Ratio);
- sezione computer principale;
- regolatori di potenza ed elettronica di interfaccia dati.

Il computer interno è in grado di contare ogni veicolo, rilevare la presenza, misurarne la velocità, determinarne la lunghezza e l'eventuale occupazione della corsia. Inoltre viene rilevata la temperatura e lo stato del manto stradale (asciutto/bagnato).

## RILEVAZIONI

---

Dopo aver completato una rilevazione, le informazioni registrate dal contatore vengono trasferite ad un computer per le successive elaborazioni.

Per ogni rilevazione vengono elaborati una serie di grafici e rapporti. Ognuno di essi ha un'intestazione che riporta i seguenti dati:

- via (Street);
- stato (State);
- città (City);
- regione (Country);
- inizio rilevazione (Begin);
- corsia (Lane);
- operatore (Oper);
- limite di velocità (Posted);

- fattore di compensazione per la valutazione del traffico annuale(AADT Factor);
- fine rilevazione (End);
- ore totali rilevazione (Hours);
- intervallo di rilevazione (Period);
- totale veicoli contati (Raw Count);
- traffico giornaliero medio (AADT).

## Grafici

I dati raccolti vengono proposti sotto forma di grafici. In particolare si ha:

- grafico Classi/Volume (Class/Volume Graph): numero totale di veicoli suddivisi in classi di lunghezza;
- grafico Velocità/Volume (Speed/Volume Graph): numero totale di veicoli suddivisi in classi di velocità di passaggio;
- grafico Ora/Volume (Time/Volume Graph): numero totale di veicoli contati per intervallo di rilevazione;
- grafico Intervallo/Ora (Gap/Time Graph): intervallo medio in secondi tra veicoli contati;
- grafico Percentuale Veicoli (Vehicle Percentage Graph): numero totale di veicoli suddivisi in quattro categorie (auto, piccoli camion, camion e autobus, autoarticolati).

## Rapporti

I dati raccolti vengono proposti sotto forma di rapporti. Tali rapporti contengono i seguenti raggruppamenti di dati:

- rapporto Data/Ora/Volume/Velocità Media/Temperatura



**Tabella valori orari rilevati**

STRADA STATALE 13 TERRAGLIO SEZIONE A - Corsia P1 - Direzione Sud Venerdì 09.08.2013					STRADA STATALE 13 TERRAGLIO SEZIONE A - Corsia P2 - Direzione Nord Venerdì 09.08.2013				
		Corsia P1				Corsia P2			
		Auto vetture	Mezzi Leggeri	Mezzi Pesanti	Flusso Omogeneizzato	Auto vetture	Mezzi Leggeri	Mezzi Pesanti	Flusso Omogeneizzato
8:00	9:00	331	13	14	372	541	13	25	604
9:00	10:00	279	14	11	315	548	13	26	613
10:00	11:00	316	21	20	377	570	7	22	621
11:00	12:00	393	18	13	437	557	9	18	602
12:00	13:00	409	13	18	458	510	14	22	568
13:00	14:00	280	10	13	316	432	6	20	478
14:00	15:00	326	17	8	359	361	5	16	398
15:00	16:00	354	15	3	375	527	6	15	563
16:00	17:00	407	17	13	450	593	5	13	624
17:00	18:00	446	17	15	493	632	1	10	653
18:00	19:00	398	13	12	435	669	4	15	703
19:00	20:00	377	14	13	417	668	4	20	712
<b>Totali</b>		4.316	182	153	4.804	6.608	87	222	7.139

STRADA STATALE 13 TERRAGLIO SEZIONE B - Corsia P3 - Direzione Nord Venerdì 09.08.2013						STRADA STATALE 13 TERRAGLIO SEZIONE B - Corsia P4 - Direzione Sud Venerdì 09.08.2013			
		Corsia P3				Corsia P4			
		Auto vetture	Mezzi Leggeri	Mezzi Pesanti	Flusso Omogeneizzato	Auto vetture	Mezzi Leggeri	Mezzi Pesanti	Flusso Omogeneizzato
8:00	9:00	480	11	27	545	435	10	26	497
9:00	10:00	481	18	25	549	464	12	12	500
10:00	11:00	505	14	16	551	275	4	19	317
11:00	12:00	474	10	15	514	449	13	22	506
12:00	13:00	459	12	17	505	339	5	14	372
13:00	14:00	374	8	18	418	228	5	9	251
14:00	15:00	415	8	14	451	235	5	7	254
15:00	16:00	502	7	12	533	341	6	5	357
16:00	17:00	530	9	10	559	312	5	7	331
17:00	18:00	585	6	8	607	380	4	12	408
18:00	19:00	563	7	13	596	295	0	6	307
19:00	20:00	519	11	10	550	415	3	9	436
<b>Totali</b>		5.887	121	185	6.378	4.168	72	148	4.536

## Tabella valori orari rilevati

STRADA STATALE 13 TERRAGLIO SEZIONE A - Corsia P1 - Direzione Sud Sabato 10.08.2013						STRADA STATALE 13 TERRAGLIO SEZIONE A - Corsia P2 - Direzione Nord Sabato 10.08.2013			
		Corsia P1				Corsia P2			
		Auto vetture	Mezzi Leggeri	Mezzi Pesanti	Flusso Omogeneizzato	Auto vetture	Mezzi Leggeri	Mezzi Pesanti	Flusso Omogeneizzato
8:00	9:00	168	14	7	196	424	6	17	464
9:00	10:00	262	13	5	285	621	4	15	655
10:00	11:00	329	19	10	368	618	2	15	650
11:00	12:00	382	11	11	415	567	7	12	598
12:00	13:00	339	8	13	373	477	1	11	500
13:00	14:00	245	18	7	277	467	6	10	493
14:00	15:00	239	12	13	277	389	4	11	415
15:00	16:00	297	11	6	320	477	3	7	494
16:00	17:00	373	18	8	407	516	3	8	535
17:00	18:00	397	16	9	431	569	4	9	591
18:00	19:00	413	18	9	449	608	4	6	624
19:00	20:00	367	13	9	398	609	2	13	637
<b>Totali</b>		3.811	171	107	4.196	6.342	46	134	6.656



STRADA STATALE 13 TERRAGLIO SEZIONE B - Corsia P3 - Direzione Nord Sabato 10.08.2013					STRADA STATALE 13 TERRAGLIO SEZIONE B - Corsia P4 - Direzione Sud Sabato 10.08.2013				
		Corsia P3				Corsia P4			
		Auto vetture	Mezzi Leggeri	Mezzi Pesanti	Flusso Omogeneizzato	Auto vetture	Mezzi Leggeri	Mezzi Pesanti	Flusso Omogeneizzato
8:00	9:00	378	8	27	440	255	2	18	293
9:00	10:00	583	6	16	621	388	4	9	410
10:00	11:00	592	5	10	617	480	4	15	514
11:00	12:00	512	9	6	533	393	6	8	415
12:00	13:00	426	2	8	444	298	2	6	312
13:00	14:00	376	5	12	405	266	1	6	279
14:00	15:00	366	1	12	391	202	5	9	225
15:00	16:00	411	4	10	435	211	0	5	221
16:00	17:00	461	4	4	473	249	3	4	260
17:00	18:00	522	5	7	541	241	2	2	247
18:00	19:00	568	5	7	587	325	3	5	338
19:00	20:00	471	2	12	497	394	1	9	413
<b>Totali</b>		5.666	56	131	5.984	3.702	33	96	3.927

**SEZIONE: A**

**CORSIA N.: P1**

**DIREZIONE: Sud**

**LOCALITA': Strada Statale n. 13  
"Terraglio"**

**PREGANZIOL (TV)**

**Nu-Metrics Traffic Analyzer Study  
 Computer Generated Summary Report  
 City: PREGANZIOL  
 Street: SS13 TERRAGLIO**

A study of vehicle traffic was conducted with HI-STAR unit number 2807. The study was done in the P1 lane on SS13 TERRAGLIO in PREGANZIOL, IT in VENETO county. The study began on 08/09/2013 at 08:00 AM and concluded on 08/10/2013 at 08:00 PM, lasting a total of 36 hours. Data was recorded in 15 minute time periods. The total recorded volume of traffic showed 15.601 vehicles passed through the location with a peak volume of 169 on 08/09/2013 at 05:45 PM and a minimum volume of 20 on 08/10/2013 at 06:00 AM. The AADT Count for this study was 10.401.

**SPEED**

Chart 1 lists the values of the speed bins and the total traffic volume for each bin.

**Chart 1**

0 to 15	16 to 25	26 to 35	36 to 45	46 to 55	56 to 65	66 to 75	76 to 85	86 to 95	96 to 105	106 to 115	116 to 125	126 to 135	136 to 145	146 >
0	107	193	431	991	2775	2747	1592	922	549	356	200	134	0	0

At least half of the vehicles were traveling in the 66 - 75 kph range or a lower speed. The average speed for all classified vehicles was 72 kph with 59,1 percent exceeding the posted speed of 69 kph. The HI-STAR found 100, percent of the total vehicles were traveling in excess of 88.5115 kph. The mode speed for this traffic study was 56 kph and the 85th percentile was 91,55 kph.

**CLASSIFICATION**

Chart 2 lists the values of the eight classification bins and the total traffic volume accumulated for each bin.

**Chart 2**

0,0 to 6,0	6,5 to 8,0	8,5 to 11,5	12,0 to 14,5	15,0 to 18,0	18,5 to 21,0	21,5 to 24,0	24,5 >
10213	454	160	89	53	13	4	11

Most of the vehicles classified during the study were Passenger Cars. The number of Passenger Cars in the study was 10.667 which represents 97,00 percent of the total classified vehicles. The number of Small Trucks in the study was 160 which represents 1,50 percent of the total classified vehicles. The number of Trucks/Buses in the study was 89 which represents 0,80 percent of the total classified vehicles. The number of Tractor Trailers in the study was 81 which represents 0,70 percent of the total classified vehicles.

**HEADWAY**

During the peak time period, on 08/09/2013 at 05:45 PM the average headway between the vehicles was 5,29 seconds. The slowest traffic period was on 08/10/2013 at 06:00 AM. During this slowest period, the average headway was 42,86 seconds.

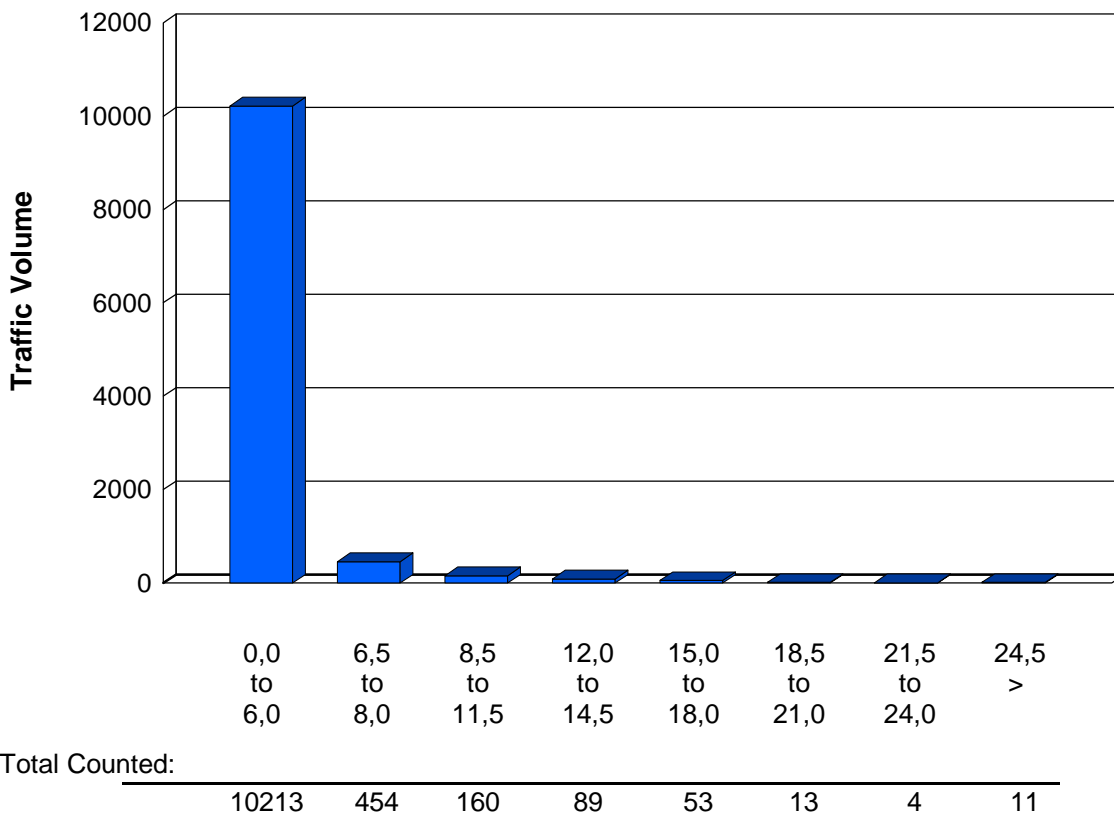
**WEATHER**

The roadway surface temperature over the period of the study varied between 25 and 43 degrees Celsius. The HI-STAR determined that the roadway surface was Dry 84,72 percent of the time.

## Class/Volume Graph

HI-Star ID: 2807	Begin: 08/09/2013 08:00 AM	End: 08/10/2013 08:00 PM
Street: SS13 TERRAGLIO	Lane: P1	Hours: 36:00
State: IT	Oper:	Period: 15
City: PREGANZIOL	Posted: 69	Raw Count: 15601
County: VENETO	AADT Factor: 1	AADT Count: 10401

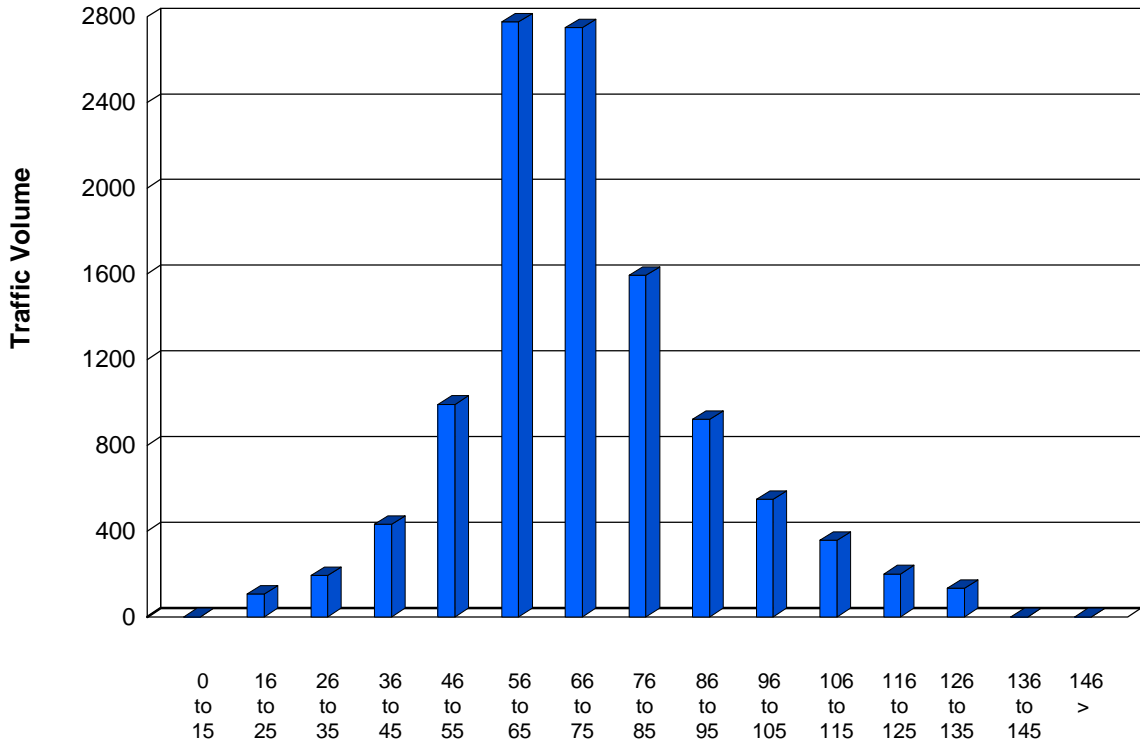
## Class/Volume Graph



## Speed/Volume Graph

HI-Star ID: 2807	Begin: 08/09/2013 08:00 AM	End: 08/10/2013 08:00 PM
Street: SS13 TERRAGLIO	Lane: P1	Hours: 36:00
State: IT	Oper:	Period: 15
City: PREGANZIOL	Posted: 69	Raw Count: 15601
County: VENETO	AADT Factor: 1	AADT Count: 10401

## Speed/Volume Graph



Report Totals:

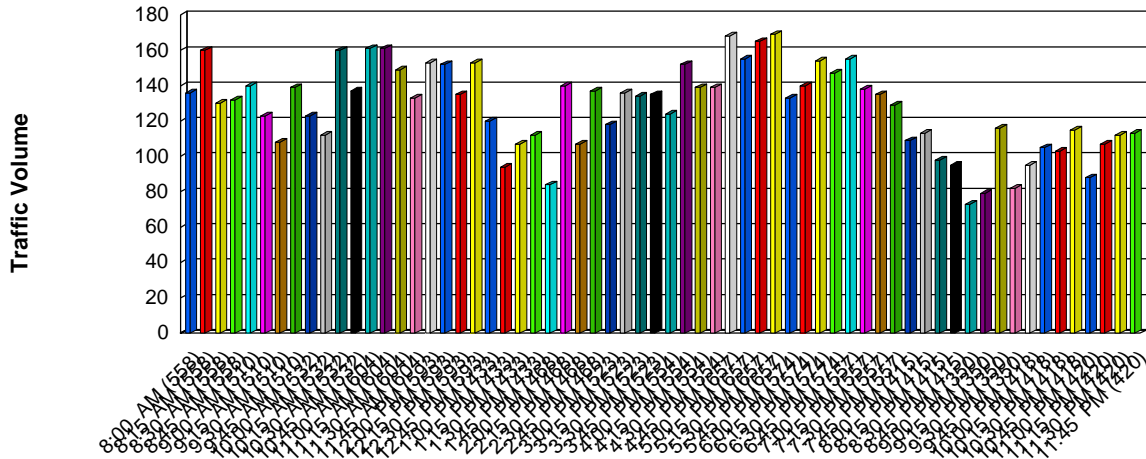
0	193	991	2747	922	356	134	0
107	431	2775	1592	549	200	0	0

## Time/Volume Graph

HI-Star ID: 2807	Begin: 08/09/2013 08:00 AM	End: 08/10/2013 08:00 PM
Street: SS13 TERRAGLIO	Lane: P1	Hours: 36:00
State: IT	Oper:	Period: 15
City: PREGANZIOL	Posted: 69	Raw Count: 15601
County: VENETO	AADT Factor: 1	AADT Count: 10401

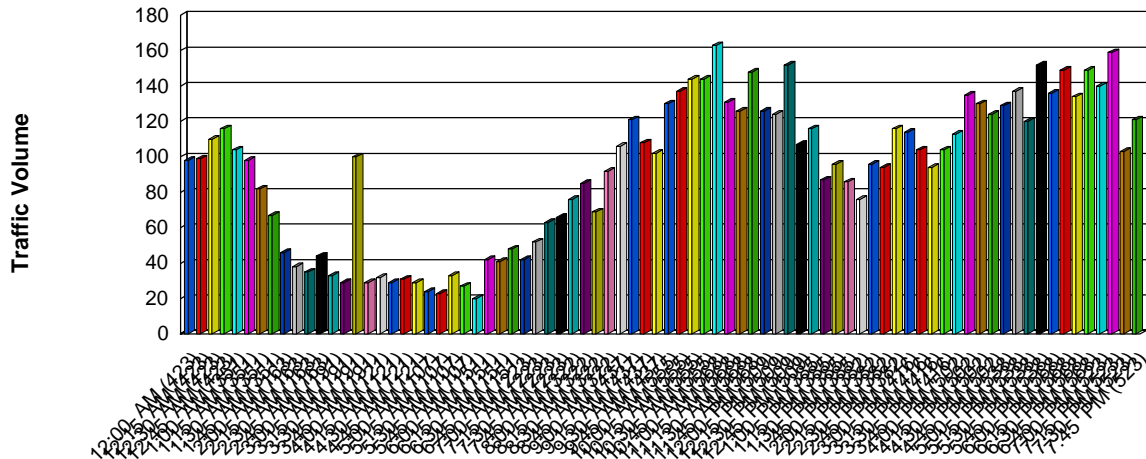
### Time/Volume Graph

For 08/09/2013



### Time/Volume Graph

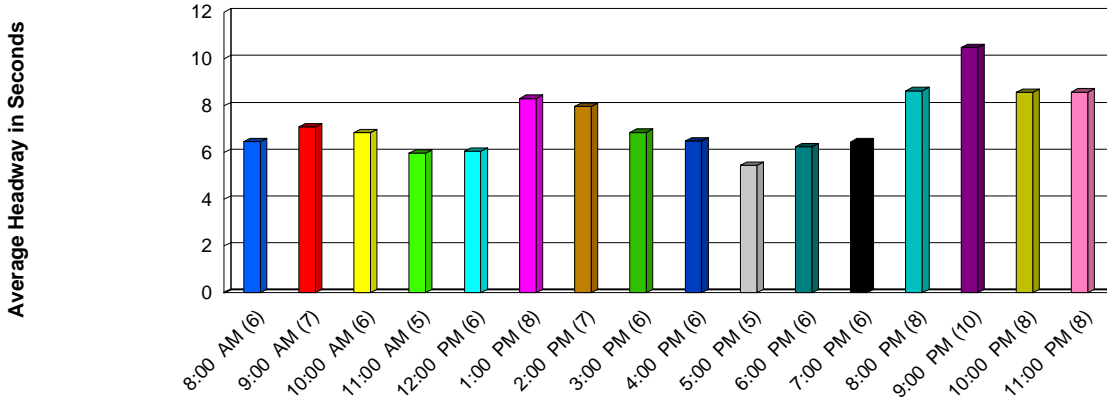
For 08/10/2013



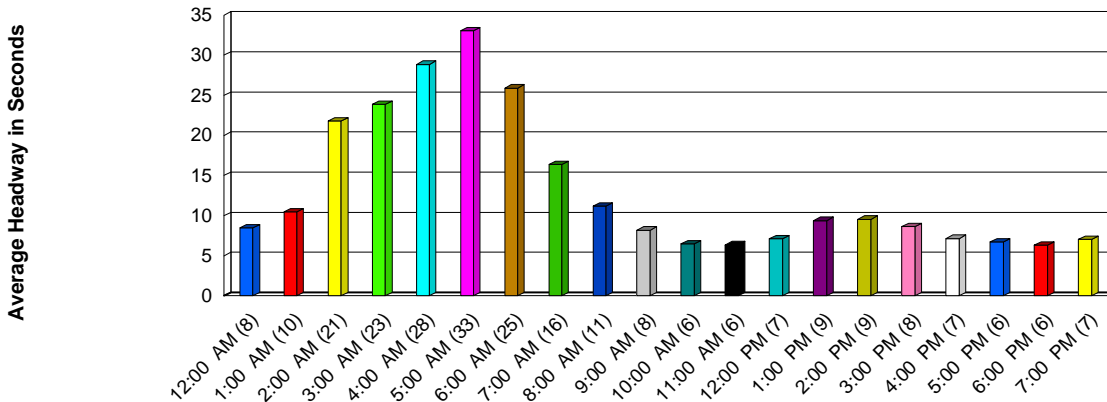
## Gap/Time Graph

HI-Star ID: 2807	Begin: 08/09/2013 08:00 AM	End: 08/10/2013 08:00 PM
Street: SS13 TERRAGLIO	Lane: P1	Hours: 36:00
State: IT	Oper:	Period: 15
City: PREGANZIOL	Posted: 69	Raw Count: 15601
County: VENETO	AADT Factor: 1	AADT Count: 10401

## Gap/Time Graph



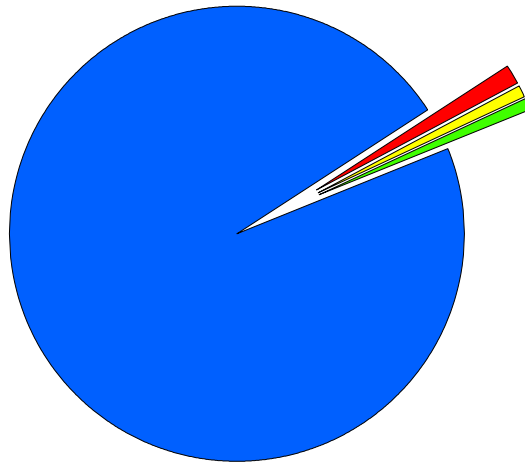
## Gap/Time Graph



**Nu-Metrics Traffic Analyzer Study  
Computer Generated Summary Report  
City: PREGANZIOL  
Street: SS13 TERRAGLIO**

---

**Vehicle Percentage Graph**



<span style="color: blue;">■</span> Passenger Cars	97,00%	10,667
<span style="color: red;">■</span> Small Trucks	1,45%	160
<span style="color: yellow;">■</span> Trucks/Buses	0,81%	89
<span style="color: green;">■</span> Tractor Trailers	0,74%	81



## Date/Time/Volume/Average Speed/Temperature Report

HI-Star ID: 2807 Street: SS13 TERRAGLIO State: IT City: PREGANZIOL County: VENETO	Begin: 08/09/2013 08:00 AM Lane: P1 Oper: Posted: 69 AADT Factor: 1	End: 08/10/2013 08:00 PM Hours: 36:00 Period: 15 Raw Count: 15601 AADT Count: 10401		
NC97	Count	Avg Speed	Temp	Wet/Dry

**08/09/2013**

	Count	Avg Speed	Temp	Wet/Dry
[08:00 AM-08:15 AM]	136	72,00 kph	29 C	Dry
[08:15 AM-08:30 AM]	160	67,00 kph	30 C	Dry
[08:30 AM-08:45 AM]	130	69,00 kph	30 C	Dry
[08:45 AM-09:00 AM]	132	67,00 kph	30 C	Dry
[09:00 AM-09:15 AM]	140	74,00 kph	30 C	Dry
[09:15 AM-09:30 AM]	123	70,00 kph	30 C	Dry
[09:30 AM-09:45 AM]	108	75,00 kph	31 C	Dry
[09:45 AM-10:00 AM]	139	77,00 kph	32 C	Dry
[10:00 AM-10:15 AM]	123	75,00 kph	33 C	Dry
[10:15 AM-10:30 AM]	112	70,00 kph	33 C	Dry
[10:30 AM-10:45 AM]	160	69,00 kph	34 C	Dry
[10:45 AM-11:00 AM]	137	74,00 kph	36 C	Dry
[11:00 AM-11:15 AM]	161	69,00 kph	36 C	Dry
[11:15 AM-11:30 AM]	161	67,00 kph	37 C	Dry
[11:30 AM-11:45 AM]	149	66,00 kph	39 C	Dry
[11:45 AM-12:00 PM]	133	72,00 kph	40 C	Dry
[12:00 PM-12:15 PM]	153	69,00 kph	41 C	Dry
[12:15 PM-12:30 PM]	152	69,00 kph	42 C	Dry
[12:30 PM-12:45 PM]	135	70,00 kph	42 C	Dry
[12:45 PM-01:00 PM]	153	75,00 kph	43 C	Dry
[01:00 PM-01:15 PM]	120	69,00 kph	43 C	Dry
[01:15 PM-01:30 PM]	94	75,00 kph	42 C	Dry
[01:30 PM-01:45 PM]	107	80,00 kph	39 C	Dry
[01:45 PM-02:00 PM]	112	70,00 kph	39 C	Dry
[02:00 PM-02:15 PM]	84	72,00 kph	42 C	Dry
[02:15 PM-02:30 PM]	140	70,00 kph	41 C	Dry
[02:30 PM-02:45 PM]	107	77,00 kph	41 C	Dry
[02:45 PM-03:00 PM]	137	75,00 kph	42 C	Dry
[03:00 PM-03:15 PM]	118	72,00 kph	41 C	Dry
[03:15 PM-03:30 PM]	136	77,00 kph	40 C	Dry
[03:30 PM-03:45 PM]	134	72,00 kph	40 C	Dry
[03:45 PM-04:00 PM]	135	74,00 kph	41 C	Dry
[04:00 PM-04:15 PM]	124	70,00 kph	42 C	Dry
[04:15 PM-04:30 PM]	152	70,00 kph	42 C	Dry
[04:30 PM-04:45 PM]	139	72,00 kph	40 C	Dry
[04:45 PM-05:00 PM]	139	74,00 kph	40 C	Dry
[05:00 PM-05:15 PM]	168	70,00 kph	39 C	Dry
[05:15 PM-05:30 PM]	155	64,00 kph	39 C	Dry

## Date/Time/Volume/Average Speed/Temperature Report

NC97	Count	Avg Speed	Temp	Wet/Dry
<b>08/09/2013</b>				
[05:30 PM-05:45 PM]	165	74,00 kph	39 C	Dry
[05:45 PM-06:00 PM]	169	69,00 kph	39 C	Dry
[06:00 PM-06:15 PM]	133	75,00 kph	39 C	Dry
[06:15 PM-06:30 PM]	140	70,00 kph	39 C	Dry
[06:30 PM-06:45 PM]	154	69,00 kph	39 C	Dry
[06:45 PM-07:00 PM]	147	70,00 kph	39 C	Dry
[07:00 PM-07:15 PM]	155	67,00 kph	38 C	Dry
[07:15 PM-07:30 PM]	138	77,00 kph	37 C	Dry
[07:30 PM-07:45 PM]	135	75,00 kph	37 C	Dry
[07:45 PM-08:00 PM]	129	72,00 kph	37 C	Dry
[08:00 PM-08:15 PM]	109	80,00 kph	36 C	Dry
[08:15 PM-08:30 PM]	113	70,00 kph	36 C	Dry
[08:30 PM-08:45 PM]	98	72,00 kph	34 C	Dry
[08:45 PM-09:00 PM]	95	75,00 kph	34 C	Dry
[09:00 PM-09:15 PM]	73	69,00 kph	34 C	Dry
[09:15 PM-09:30 PM]	79	70,00 kph	33 C	Dry
[09:30 PM-09:45 PM]	116	66,00 kph	33 C	Dry
[09:45 PM-10:00 PM]	82	67,00 kph	33 C	Dry
[10:00 PM-10:15 PM]	95	70,00 kph	33 C	Dry
[10:15 PM-10:30 PM]	105	72,00 kph	33 C	Dry
[10:30 PM-10:45 PM]	103	69,00 kph	33 C	Dry
[10:45 PM-11:00 PM]	115	66,00 kph	32 C	Dry
[11:00 PM-11:15 PM]	88	72,00 kph	32 C	Dry
[11:15 PM-11:30 PM]	107	62,00 kph	32 C	Dry
[11:30 PM-11:45 PM]	112	70,00 kph	32 C	Dry
[11:45 PM-12:00 AM]	113	69,00 kph	32 C	Dry
<b>08/10/2013</b>				
[12:00 AM-12:15 AM]	98	69,00 kph	32 C	Dry
[12:15 AM-12:30 AM]	99	69,00 kph	32 C	Dry
[12:30 AM-12:45 AM]	110	69,00 kph	32 C	Dry
[12:45 AM-01:00 AM]	116	67,00 kph	31 C	Dry
[01:00 AM-01:15 AM]	104	69,00 kph	31 C	Dry
[01:15 AM-01:30 AM]	98	74,00 kph	30 C	Dry
[01:30 AM-01:45 AM]	82	70,00 kph	29 C	Dry
[01:45 AM-02:00 AM]	67	70,00 kph	29 C	Dry
[02:00 AM-02:15 AM]	46	66,00 kph	29 C	Dry
[02:15 AM-02:30 AM]	38	74,00 kph	28 C	Dry
[02:30 AM-02:45 AM]	35	77,00 kph	28 C	Dry
[02:45 AM-03:00 AM]	44	59,00 kph	28 C	Dry
[03:00 AM-03:15 AM]	33	67,00 kph	27 C	Dry
[03:15 AM-03:30 AM]	29	70,00 kph	27 C	Wet
[03:30 AM-03:45 AM]	100	74,00 kph	27 C	Dry
[03:45 AM-04:00 AM]	29	61,00 kph	26 C	Wet
[04:00 AM-04:15 AM]	32	51,00 kph	26 C	Wet
[04:15 AM-04:30 AM]	29	80,00 kph	26 C	Wet

## Date/Time/Volume/Average Speed/Temperature Report

NC97	Count	Avg Speed	Temp	Wet/Dry
<b>08/10/2013</b>				
[04:30 AM-04:45 AM]	31	88,00 kph	25 C	Wet
[04:45 AM-05:00 AM]	29	72,00 kph	25 C	Wet
[05:00 AM-05:15 AM]	24	80,00 kph	25 C	Wet
[05:15 AM-05:30 AM]	23	88,00 kph	25 C	Wet
[05:30 AM-05:45 AM]	33	83,00 kph	26 C	Wet
[05:45 AM-06:00 AM]	27	80,00 kph	26 C	Wet
[06:00 AM-06:15 AM]	20	67,00 kph	26 C	Wet
[06:15 AM-06:30 AM]	42	86,00 kph	26 C	Wet
[06:30 AM-06:45 AM]	41	90,00 kph	26 C	Wet
[06:45 AM-07:00 AM]	48	80,00 kph	26 C	Wet
[07:00 AM-07:15 AM]	42	91,00 kph	26 C	Wet
[07:15 AM-07:30 AM]	52	90,00 kph	26 C	Wet
[07:30 AM-07:45 AM]	63	78,00 kph	26 C	Wet
[07:45 AM-08:00 AM]	66	80,00 kph	26 C	Wet
[08:00 AM-08:15 AM]	76	75,00 kph	26 C	Wet
[08:15 AM-08:30 AM]	85	67,00 kph	27 C	Wet
[08:30 AM-08:45 AM]	69	75,00 kph	27 C	Wet
[08:45 AM-09:00 AM]	92	75,00 kph	27 C	Wet
[09:00 AM-09:15 AM]	106	70,00 kph	28 C	Dry
[09:15 AM-09:30 AM]	121	70,00 kph	28 C	Dry
[09:30 AM-09:45 AM]	108	70,00 kph	28 C	Dry
[09:45 AM-10:00 AM]	102	69,00 kph	29 C	Dry
[10:00 AM-10:15 AM]	130	69,00 kph	29 C	Dry
[10:15 AM-10:30 AM]	137	67,00 kph	30 C	Dry
[10:30 AM-10:45 AM]	144	72,00 kph	33 C	Dry
[10:45 AM-11:00 AM]	144	66,00 kph	33 C	Dry
[11:00 AM-11:15 AM]	163	72,00 kph	33 C	Dry
[11:15 AM-11:30 AM]	131	69,00 kph	36 C	Dry
[11:30 AM-11:45 AM]	126	80,00 kph	37 C	Dry
[11:45 AM-12:00 PM]	148	67,00 kph	37 C	Dry
[12:00 PM-12:15 PM]	126	72,00 kph	36 C	Dry
[12:15 PM-12:30 PM]	124	77,00 kph	34 C	Dry
[12:30 PM-12:45 PM]	152	74,00 kph	33 C	Dry
[12:45 PM-01:00 PM]	107	66,00 kph	33 C	Dry
[01:00 PM-01:15 PM]	116	75,00 kph	33 C	Dry
[01:15 PM-01:30 PM]	87	72,00 kph	34 C	Dry
[01:30 PM-01:45 PM]	96	78,00 kph	37 C	Dry
[01:45 PM-02:00 PM]	86	67,00 kph	39 C	Dry
[02:00 PM-02:15 PM]	76	78,00 kph	40 C	Dry
[02:15 PM-02:30 PM]	96	77,00 kph	37 C	Dry
[02:30 PM-02:45 PM]	94	75,00 kph	37 C	Dry
[02:45 PM-03:00 PM]	116	75,00 kph	37 C	Dry
[03:00 PM-03:15 PM]	114	74,00 kph	38 C	Dry
[03:15 PM-03:30 PM]	104	77,00 kph	37 C	Dry
[03:30 PM-03:45 PM]	94	77,00 kph	39 C	Dry

## Date/Time/Volume/Average Speed/Temperature Report

NC97	Count	Avg Speed	Temp	Wet/Dry
<b>08/10/2013</b>				
[03:45 PM-04:00 PM]	104	67,00 kph	40 C	Dry
[04:00 PM-04:15 PM]	113	72,00 kph	40 C	Dry
[04:15 PM-04:30 PM]	135	74,00 kph	41 C	Dry
[04:30 PM-04:45 PM]	130	74,00 kph	41 C	Dry
[04:45 PM-05:00 PM]	124	72,00 kph	41 C	Dry
[05:00 PM-05:15 PM]	129	72,00 kph	41 C	Dry
[05:15 PM-05:30 PM]	137	70,00 kph	40 C	Dry
[05:30 PM-05:45 PM]	120	66,00 kph	40 C	Dry
[05:45 PM-06:00 PM]	152	64,00 kph	40 C	Dry
[06:00 PM-06:15 PM]	136	67,00 kph	39 C	Dry
[06:15 PM-06:30 PM]	149	69,00 kph	39 C	Dry
[06:30 PM-06:45 PM]	134	70,00 kph	38 C	Dry
[06:45 PM-07:00 PM]	149	74,00 kph	38 C	Dry
[07:00 PM-07:15 PM]	140	75,00 kph	37 C	Dry
[07:15 PM-07:30 PM]	159	69,00 kph	37 C	Dry
[07:30 PM-07:45 PM]	103	72,00 kph	36 C	Dry
[07:45 PM-08:00 PM]	121	66,00 kph	36 C	Dry

## Date/Time/Volume/Average Headway Report

HI-Star ID: 2807	Begin: 08/09/2013 08:00 AM	End: 08/10/2013 08:00 PM
Street: SS13 TERRAGLIO	Lane: P1	Hours: 36:00
State: IT	Oper:	Period: 15
City: PREGANZIOL	Posted: 69	Raw Count: 15601
County: VENETO	AADT Factor: 1	AADT Count: 10401

NC97	Volume	Avg Headway (Seconds)
------	--------	-----------------------

**08/09/2013**

[08:00 AM-08:15 AM]	136	6.570
[08:15 AM-08:30 AM]	160	5.590
[08:30 AM-08:45 AM]	130	6.870
[08:45 AM-09:00 AM]	132	6.770
[09:00 AM-09:15 AM]	140	6.380
[09:15 AM-09:30 AM]	123	7.260
[09:30 AM-09:45 AM]	108	8.260
[09:45 AM-10:00 AM]	139	6.430
[10:00 AM-10:15 AM]	123	7.260
[10:15 AM-10:30 AM]	112	7.960
[10:30 AM-10:45 AM]	160	5.590
[10:45 AM-11:00 AM]	137	6.520
[11:00 AM-11:15 AM]	161	5.560
[11:15 AM-11:30 AM]	161	5.560
[11:30 AM-11:45 AM]	149	6.000
[11:45 AM-12:00 PM]	133	6.720
[12:00 PM-12:15 PM]	153	5.840
[12:15 PM-12:30 PM]	152	5.880
[12:30 PM-12:45 PM]	135	6.620
[12:45 PM-01:00 PM]	153	5.840
[01:00 PM-01:15 PM]	120	7.440
[01:15 PM-01:30 PM]	94	9.470
[01:30 PM-01:45 PM]	107	8.330
[01:45 PM-02:00 PM]	112	7.960
[02:00 PM-02:15 PM]	84	10.590
[02:15 PM-02:30 PM]	140	6.380
[02:30 PM-02:45 PM]	107	8.330
[02:45 PM-03:00 PM]	137	6.520
[03:00 PM-03:15 PM]	118	7.560
[03:15 PM-03:30 PM]	136	6.570
[03:30 PM-03:45 PM]	134	6.670
[03:45 PM-04:00 PM]	135	6.620
[04:00 PM-04:15 PM]	124	7.200
[04:15 PM-04:30 PM]	152	5.880
[04:30 PM-04:45 PM]	139	6.430
[04:45 PM-05:00 PM]	139	6.430
[05:00 PM-05:15 PM]	168	5.330

NC97	Volume	Avg Headway (Seconds)
<b>08/09/2013</b>		
[05:15 PM-05:30 PM]	155	5.770
[05:30 PM-05:45 PM]	165	5.420
[05:45 PM-06:00 PM]	169	5.290
[06:00 PM-06:15 PM]	133	6.720
[06:15 PM-06:30 PM]	140	6.380
[06:30 PM-06:45 PM]	154	5.810
[06:45 PM-07:00 PM]	147	6.080
[07:00 PM-07:15 PM]	155	5.770
[07:15 PM-07:30 PM]	138	6.470
[07:30 PM-07:45 PM]	135	6.620
[07:45 PM-08:00 PM]	129	6.920
[08:00 PM-08:15 PM]	109	8.180
[08:15 PM-08:30 PM]	113	7.890
[08:30 PM-08:45 PM]	98	9.090
[08:45 PM-09:00 PM]	95	9.380
[09:00 PM-09:15 PM]	73	12.160
[09:15 PM-09:30 PM]	79	11.250
[09:30 PM-09:45 PM]	116	7.690
[09:45 PM-10:00 PM]	82	10.840
[10:00 PM-10:15 PM]	95	9.380
[10:15 PM-10:30 PM]	105	8.490
[10:30 PM-10:45 PM]	103	8.650
[10:45 PM-11:00 PM]	115	7.760
[11:00 PM-11:15 PM]	88	10.110
[11:15 PM-11:30 PM]	107	8.330
[11:30 PM-11:45 PM]	112	7.960
[11:45 PM-12:00 AM]	113	7.890
<b>08/10/2013</b>		
[12:00 AM-12:15 AM]	98	9.090
[12:15 AM-12:30 AM]	99	9.000
[12:30 AM-12:45 AM]	110	8.110
[12:45 AM-01:00 AM]	116	7.690
[01:00 AM-01:15 AM]	104	8.570
[01:15 AM-01:30 AM]	98	9.090
[01:30 AM-01:45 AM]	82	10.840
[01:45 AM-02:00 AM]	67	13.240
[02:00 AM-02:15 AM]	46	19.150
[02:15 AM-02:30 AM]	38	23.080
[02:30 AM-02:45 AM]	35	25.000
[02:45 AM-03:00 AM]	44	20.000
[03:00 AM-03:15 AM]	33	26.470
[03:15 AM-03:30 AM]	29	30.000
[03:30 AM-03:45 AM]	100	8.910
[03:45 AM-04:00 AM]	29	30.000
[04:00 AM-04:15 AM]	32	27.270

NC97	Volume	Avg Headway (Seconds)
------	--------	-----------------------

08/10/2013

[04:15 AM-04:30 AM]	29	30.000
[04:30 AM-04:45 AM]	31	28.130
[04:45 AM-05:00 AM]	29	30.000
[05:00 AM-05:15 AM]	24	36.000
[05:15 AM-05:30 AM]	23	37.500
[05:30 AM-05:45 AM]	33	26.470
[05:45 AM-06:00 AM]	27	32.140
[06:00 AM-06:15 AM]	20	42.860
[06:15 AM-06:30 AM]	42	20.930
[06:30 AM-06:45 AM]	41	21.430
[06:45 AM-07:00 AM]	48	18.370
[07:00 AM-07:15 AM]	42	20.930
[07:15 AM-07:30 AM]	52	16.980
[07:30 AM-07:45 AM]	63	14.060
[07:45 AM-08:00 AM]	66	13.430
[08:00 AM-08:15 AM]	76	11.690
[08:15 AM-08:30 AM]	85	10.470
[08:30 AM-08:45 AM]	69	12.860
[08:45 AM-09:00 AM]	92	9.680
[09:00 AM-09:15 AM]	106	8.410
[09:15 AM-09:30 AM]	121	7.380
[09:30 AM-09:45 AM]	108	8.260
[09:45 AM-10:00 AM]	102	8.740
[10:00 AM-10:15 AM]	130	6.870
[10:15 AM-10:30 AM]	137	6.520
[10:30 AM-10:45 AM]	144	6.210
[10:45 AM-11:00 AM]	144	6.210
[11:00 AM-11:15 AM]	163	5.490
[11:15 AM-11:30 AM]	131	6.820
[11:30 AM-11:45 AM]	126	7.090
[11:45 AM-12:00 PM]	148	6.040
[12:00 PM-12:15 PM]	126	7.090
[12:15 PM-12:30 PM]	124	7.200
[12:30 PM-12:45 PM]	152	5.880
[12:45 PM-01:00 PM]	107	8.330
[01:00 PM-01:15 PM]	116	7.690
[01:15 PM-01:30 PM]	87	10.230
[01:30 PM-01:45 PM]	96	9.280
[01:45 PM-02:00 PM]	86	10.340
[02:00 PM-02:15 PM]	76	11.690
[02:15 PM-02:30 PM]	96	9.280
[02:30 PM-02:45 PM]	94	9.470
[02:45 PM-03:00 PM]	116	7.690
[03:00 PM-03:15 PM]	114	7.830
[03:15 PM-03:30 PM]	104	8.570

NC97	Volume	Avg Headway (Seconds)
<b>08/10/2013</b>		
[03:30 PM-03:45 PM]	94	9.470
[03:45 PM-04:00 PM]	104	8.570
[04:00 PM-04:15 PM]	113	7.890
[04:15 PM-04:30 PM]	135	6.620
[04:30 PM-04:45 PM]	130	6.870
[04:45 PM-05:00 PM]	124	7.200
[05:00 PM-05:15 PM]	129	6.920
[05:15 PM-05:30 PM]	137	6.520
[05:30 PM-05:45 PM]	120	7.440
[05:45 PM-06:00 PM]	152	5.880
[06:00 PM-06:15 PM]	136	6.570
[06:15 PM-06:30 PM]	149	6.000
[06:30 PM-06:45 PM]	134	6.670
[06:45 PM-07:00 PM]	149	6.000
[07:00 PM-07:15 PM]	140	6.380
[07:15 PM-07:30 PM]	159	5.630
[07:30 PM-07:45 PM]	103	8.650
[07:45 PM-08:00 PM]	121	7.380



## Time/Class Report

HI-Star ID: 2807 Street: SS13 TERRAGLIO State: IT City: PREGANZIOL County: VENETO	Begin: 08/09/2013 08:00 AM Lane: P1 Oper: Posted: 69 AADT Factor: 1	End: 08/10/2013 08:00 PM Hours: 36:00 Period: 15 AADT Count: 10401 Raw Count: 15601							
NC97 - Meters	0,0 to 6,0	6,5 to 8,0	8,5 to 11,5	12,0 to 14,5	15,0 to 18,0	18,5 to 21,0	21,5 to 24,0	24,5 >	Total

### 08/09/2013

[08:00 AM-08:15 AM]	80	1	2	1	0	0	0	0	84
[08:15 AM-08:30 AM]	96	9	1	3	0	0	0	0	109
[08:30 AM-08:45 AM]	80	1	2	0	0	0	0	0	83
[08:45 AM-09:00 AM]	75	2	3	2	0	0	0	0	82
	331	13	8	6	0	0	0	0	358
[09:00 AM-09:15 AM]	78	7	2	0	0	0	0	0	87
[09:15 AM-09:30 AM]	67	1	1	3	0	0	0	0	72
[09:30 AM-09:45 AM]	64	2	1	0	0	0	0	0	67
[09:45 AM-10:00 AM]	70	4	2	0	0	0	1	1	78
	279	14	6	3	0	0	1	1	304
[10:00 AM-10:15 AM]	69	7	1	2	2	0	0	0	81
[10:15 AM-10:30 AM]	63	4	4	1	0	1	1	0	74
[10:30 AM-10:45 AM]	104	5	2	0	2	0	0	1	114
[10:45 AM-11:00 AM]	80	5	2	0	0	1	0	0	88
	316	21	9	3	4	2	1	1	357
[11:00 AM-11:15 AM]	102	7	0	1	1	0	0	0	111
[11:15 AM-11:30 AM]	99	6	1	1	0	0	0	1	108
[11:30 AM-11:45 AM]	97	4	0	3	0	0	0	2	106
[11:45 AM-12:00 PM]	95	1	3	0	0	0	0	0	99
	393	18	4	5	1	0	0	3	424
[12:00 PM-12:15 PM]	117	2	1	0	1	0	0	0	121
[12:15 PM-12:30 PM]	107	3	3	4	2	0	0	0	119
[12:30 PM-12:45 PM]	76	3	1	0	2	0	0	0	82
[12:45 PM-01:00 PM]	109	5	1	2	1	0	0	0	118
	409	13	6	6	6	0	0	0	440
[01:00 PM-01:15 PM]	80	2	1	0	0	0	0	0	83
[01:15 PM-01:30 PM]	53	2	2	1	2	0	0	0	60
[01:30 PM-01:45 PM]	76	2	1	0	0	0	0	0	79
[01:45 PM-02:00 PM]	71	4	4	0	1	0	0	1	81
	280	10	8	1	3	0	0	1	303

### Time/Class Report

NC97 - Meters	0,0 to 6,0	6,5 to 8,0	8,5 to 11,5	12,0 to 14,5	15,0 to 18,0	18,5 to 21,0	21,5 to 24,0	24,5 >	Total
<b>08/09/2013</b>									
[02:00 PM-02:15 PM]	56	1	0	0	1	0	0	0	58
[02:15 PM-02:30 PM]	97	2	4	0	0	0	0	0	103
[02:30 PM-02:45 PM]	71	6	1	0	0	1	0	0	79
[02:45 PM-03:00 PM]	102	8	1	0	0	0	0	0	111
	326	17	6	0	1	1	0	0	351
[03:00 PM-03:15 PM]	77	4	0	0	0	0	0	0	81
[03:15 PM-03:30 PM]	98	3	0	1	0	0	0	0	102
[03:30 PM-03:45 PM]	89	5	0	0	0	0	0	0	94
[03:45 PM-04:00 PM]	90	3	1	1	0	0	0	0	95
	354	15	1	2	0	0	0	0	372
[04:00 PM-04:15 PM]	90	3	0	0	0	0	0	0	93
[04:15 PM-04:30 PM]	109	8	2	1	1	1	0	0	122
[04:30 PM-04:45 PM]	106	5	2	1	0	0	0	0	114
[04:45 PM-05:00 PM]	102	1	1	2	0	2	0	0	108
	407	17	5	4	1	3	0	0	437
[05:00 PM-05:15 PM]	118	5	1	1	2	0	0	0	127
[05:15 PM-05:30 PM]	102	1	1	1	2	0	0	0	107
[05:30 PM-05:45 PM]	103	10	1	0	2	1	0	0	117
[05:45 PM-06:00 PM]	123	1	1	1	1	0	0	0	127
	446	17	4	3	7	1	0	0	478
[06:00 PM-06:15 PM]	93	7	0	0	0	0	0	0	100
[06:15 PM-06:30 PM]	91	4	4	2	0	0	0	0	101
[06:30 PM-06:45 PM]	108	0	1	0	1	0	0	0	110
[06:45 PM-07:00 PM]	106	2	3	0	1	0	0	0	112
	398	13	8	2	2	0	0	0	423
[07:00 PM-07:15 PM]	113	4	1	1	0	0	0	0	119
[07:15 PM-07:30 PM]	92	5	2	3	1	0	0	0	103
[07:30 PM-07:45 PM]	84	5	2	0	0	0	0	0	91
[07:45 PM-08:00 PM]	88	0	3	0	0	0	0	0	91
	377	14	8	4	1	0	0	0	404
[08:00 PM-08:15 PM]	73	3	3	0	2	0	0	0	81
[08:15 PM-08:30 PM]	76	5	2	0	0	1	0	0	84
[08:30 PM-08:45 PM]	66	1	3	1	0	0	0	0	71
[08:45 PM-09:00 PM]	62	4	0	1	0	0	0	0	67
	277	13	8	2	2	1	0	0	303

### Time/Class Report

NC97 - Meters	0,0 to 6,0	6,5 to 8,0	8,5 to 11,5	12,0 to 14,5	15,0 to 18,0	18,5 to 21,0	21,5 to 24,0	24,5 >	Total
<b>08/09/2013</b>									
[09:00 PM-09:15 PM]	51	3	0	1	0	0	0	0	55
[09:15 PM-09:30 PM]	49	4	2	0	0	0	0	0	55
[09:30 PM-09:45 PM]	74	4	2	0	0	0	0	0	80
[09:45 PM-10:00 PM]	62	1	0	0	0	1	0	0	64
	<u>236</u>	<u>12</u>	<u>4</u>	<u>1</u>	<u>0</u>	<u>1</u>	<u>0</u>	<u>0</u>	254
[10:00 PM-10:15 PM]	61	4	0	0	0	0	0	0	65
[10:15 PM-10:30 PM]	64	3	3	1	1	0	1	0	73
[10:30 PM-10:45 PM]	72	2	1	1	0	0	0	0	76
[10:45 PM-11:00 PM]	78	5	0	0	0	0	0	0	83
	<u>275</u>	<u>14</u>	<u>4</u>	<u>2</u>	<u>1</u>	<u>0</u>	<u>1</u>	<u>0</u>	297
[11:00 PM-11:15 PM]	54	4	3	0	0	0	0	0	61
[11:15 PM-11:30 PM]	82	2	0	1	0	0	0	1	86
[11:30 PM-11:45 PM]	78	4	0	0	0	0	0	0	82
[11:45 PM-12:00 AM]	78	6	0	0	0	0	0	0	84
	<u>292</u>	<u>16</u>	<u>3</u>	<u>1</u>	<u>0</u>	<u>0</u>	<u>0</u>	<u>1</u>	313
Daily Totals:	5396	237	92	45	29	9	3	7	5818
<b>08/10/2013</b>									
[12:00 AM-12:15 AM]	55	4	1	0	0	0	0	0	60
[12:15 AM-12:30 AM]	58	1	1	0	0	0	0	0	60
[12:30 AM-12:45 AM]	80	3	0	0	0	0	0	0	83
[12:45 AM-01:00 AM]	82	3	0	1	1	0	0	0	87
	<u>275</u>	<u>11</u>	<u>2</u>	<u>1</u>	<u>1</u>	<u>0</u>	<u>0</u>	<u>0</u>	290
[01:00 AM-01:15 AM]	61	3	0	0	0	0	0	0	64
[01:15 AM-01:30 AM]	67	3	0	0	0	0	0	0	70
[01:30 AM-01:45 AM]	57	3	2	0	0	0	0	0	62
[01:45 AM-02:00 AM]	39	0	0	0	0	0	0	0	39
	<u>224</u>	<u>9</u>	<u>2</u>	<u>0</u>	<u>0</u>	<u>0</u>	<u>0</u>	<u>0</u>	235
[02:00 AM-02:15 AM]	27	0	0	1	0	0	0	0	28
[02:15 AM-02:30 AM]	25	1	0	0	0	0	0	0	26
[02:30 AM-02:45 AM]	25	1	1	0	0	0	0	0	27
[02:45 AM-03:00 AM]	28	1	0	0	0	0	0	0	29
	<u>105</u>	<u>3</u>	<u>1</u>	<u>1</u>	<u>0</u>	<u>0</u>	<u>0</u>	<u>0</u>	110
[03:00 AM-03:15 AM]	18	0	1	0	0	0	0	0	19
[03:15 AM-03:30 AM]	18	0	0	0	0	0	0	0	18
[03:30 AM-03:45 AM]	13	2	0	0	1	0	0	0	16
[03:45 AM-04:00 AM]	13	0	0	0	1	0	0	0	14
	<u>62</u>	<u>2</u>	<u>1</u>	<u>0</u>	<u>2</u>	<u>0</u>	<u>0</u>	<u>0</u>	67

## Time/Class Report

NC97 - Meters	0,0 to 6,0	6,5 to 8,0	8,5 to 11,5	12,0 to 14,5	15,0 to 18,0	18,5 to 21,0	21,5 to 24,0	24,5 >	Total
<b>08/10/2013</b>									
[04:00 AM-04:15 AM]	17	0	0	0	1	0	0	0	18
[04:15 AM-04:30 AM]	15	1	0	0	0	0	0	0	16
[04:30 AM-04:45 AM]	17	1	1	0	0	0	0	0	19
[04:45 AM-05:00 AM]	18	0	2	0	0	0	0	0	20
	67	2	3	0	1	0	0	0	73
[05:00 AM-05:15 AM]	11	3	1	0	0	0	0	1	16
[05:15 AM-05:30 AM]	16	1	0	0	0	0	0	0	17
[05:30 AM-05:45 AM]	20	1	1	1	0	0	0	0	23
[05:45 AM-06:00 AM]	13	2	0	1	0	0	0	0	16
	60	7	2	2	0	0	0	1	72
[06:00 AM-06:15 AM]	11	0	0	0	0	0	0	0	11
[06:15 AM-06:30 AM]	24	2	2	0	1	0	0	1	30
[06:30 AM-06:45 AM]	25	1	1	0	0	0	0	0	27
[06:45 AM-07:00 AM]	29	0	0	0	0	0	0	0	29
	89	3	3	0	1	0	0	1	97
[07:00 AM-07:15 AM]	15	2	1	1	0	0	0	0	19
[07:15 AM-07:30 AM]	30	2	2	1	0	0	1	0	36
[07:30 AM-07:45 AM]	36	1	2	1	1	0	0	0	41
[07:45 AM-08:00 AM]	43	4	1	2	0	0	0	0	50
	124	9	6	5	1	0	1	0	146
[08:00 AM-08:15 AM]	36	6	0	0	0	0	0	0	42
[08:15 AM-08:30 AM]	45	3	3	0	0	0	0	0	51
[08:30 AM-08:45 AM]	32	0	0	1	1	0	0	0	34
[08:45 AM-09:00 AM]	55	5	0	1	1	0	0	0	62
	168	14	3	2	2	0	0	0	189
[09:00 AM-09:15 AM]	69	4	0	0	1	0	0	0	74
[09:15 AM-09:30 AM]	68	4	0	0	0	0	0	0	72
[09:30 AM-09:45 AM]	68	2	0	1	1	0	0	0	72
[09:45 AM-10:00 AM]	57	3	0	1	1	0	0	0	62
	262	13	0	2	3	0	0	0	280
[10:00 AM-10:15 AM]	75	2	1	4	0	1	0	1	84
[10:15 AM-10:30 AM]	77	5	1	1	0	0	0	0	84
[10:30 AM-10:45 AM]	86	4	0	0	0	0	0	0	90
[10:45 AM-11:00 AM]	91	8	1	0	0	0	0	0	100
	329	19	3	5	0	1	0	1	358

### Time/Class Report

NC97 - Meters	0,0 to 6,0	6,5 to 8,0	8,5 to 11,5	12,0 to 14,5	15,0 to 18,0	18,5 to 21,0	21,5 to 24,0	24,5 >	Total
<b>08/10/2013</b>									
[11:00 AM-11:15 AM]	105	3	0	0	0	1	0	0	109
[11:15 AM-11:30 AM]	88	1	2	1	1	0	0	0	93
[11:30 AM-11:45 AM]	87	3	3	1	0	0	0	0	94
[11:45 AM-12:00 PM]	102	4	1	1	0	0	0	0	108
	382	11	6	3	1	1	0	0	404
[12:00 PM-12:15 PM]	89	2	0	1	1	0	0	0	93
[12:15 PM-12:30 PM]	87	4	1	0	0	1	0	0	93
[12:30 PM-12:45 PM]	96	2	3	2	0	0	0	0	103
[12:45 PM-01:00 PM]	67	0	1	1	2	0	0	0	71
	339	8	5	4	3	1	0	0	360
[01:00 PM-01:15 PM]	78	6	0	0	0	0	0	0	84
[01:15 PM-01:30 PM]	56	5	2	0	0	0	0	0	63
[01:30 PM-01:45 PM]	52	5	2	0	0	0	0	0	59
[01:45 PM-02:00 PM]	59	2	1	1	1	0	0	0	64
	245	18	5	1	1	0	0	0	270
[02:00 PM-02:15 PM]	44	4	0	0	0	0	0	0	48
[02:15 PM-02:30 PM]	56	4	2	4	1	0	0	0	67
[02:30 PM-02:45 PM]	63	2	2	0	0	0	0	0	67
[02:45 PM-03:00 PM]	76	2	1	3	0	0	0	0	82
	239	12	5	7	1	0	0	0	264
[03:00 PM-03:15 PM]	83	3	0	0	0	0	0	0	86
[03:15 PM-03:30 PM]	70	3	1	1	0	0	0	0	75
[03:30 PM-03:45 PM]	67	2	2	0	0	1	0	0	72
[03:45 PM-04:00 PM]	77	3	0	1	0	0	0	0	81
	297	11	3	2	0	1	0	0	314
[04:00 PM-04:15 PM]	87	2	0	0	1	0	0	0	90
[04:15 PM-04:30 PM]	106	2	0	1	0	0	0	0	109
[04:30 PM-04:45 PM]	93	6	1	3	1	0	0	0	104
[04:45 PM-05:00 PM]	87	8	1	0	0	0	0	0	96
	373	18	2	4	2	0	0	0	399
[05:00 PM-05:15 PM]	89	3	3	0	1	0	0	0	96
[05:15 PM-05:30 PM]	103	7	0	0	0	0	0	0	110
[05:30 PM-05:45 PM]	91	0	0	0	1	0	0	0	92
[05:45 PM-06:00 PM]	114	6	3	0	1	0	0	0	124
	397	16	6	0	3	0	0	0	422

### Time/Class Report

	0,0 to 6,0	6,5 to 8,0	8,5 to 11,5	12,0 to 14,5	15,0 to 18,0	18,5 to 21,0	21,5 to 24,0	24,5 >	Total
--	------------------	------------------	-------------------	--------------------	--------------------	--------------------	--------------------	-----------	-------

**08/10/2013**

[06:00 PM-06:15 PM]	104	4	0	0	0	0	0	1	109
[06:15 PM-06:30 PM]	107	6	3	2	0	0	0	0	118
[06:30 PM-06:45 PM]	102	4	0	1	0	0	0	0	107
[06:45 PM-07:00 PM]	100	4	2	0	0	0	0	0	106
	413	18	5	3	0	0	0	1	440

[07:00 PM-07:15 PM]	101	5	1	1	1	0	0	0	109
[07:15 PM-07:30 PM]	121	4	1	0	0	0	0	0	126
[07:30 PM-07:45 PM]	69	4	1	0	1	0	0	0	75
[07:45 PM-08:00 PM]	76	0	2	1	0	0	0	0	79
	367	13	5	2	2	0	0	0	389

Daily Totals:	4817	217	68	44	24	4	1	4	5179
---------------	------	-----	----	----	----	---	---	---	------

Report Totals:	10213	454	160	89	53	13	4	11	10997
----------------	-------	-----	-----	----	----	----	---	----	-------

Report Percentages:	92.87%	4.13%	1.45%	0.81%	0.48%	0.12%	0.04%	0.10%	
---------------------	--------	-------	-------	-------	-------	-------	-------	-------	--

## Time/Speed Report

HI-Star ID: 2807	Begin: 08/09/2013 08:00 AM	End: 08/10/2013 08:00 PM
Street: SS13 TERRAGLIO	Lane: P1	Hours: 36:00
State: IT	Oper:	Period: 15
City: PREGANZIOL	Posted: 69	Raw Count: 15601
County: VENETO	AADT Factor: 1	AADT Count: 10401

	0 to 15	16 to 25	26 to 35	36 to 45	46 to 55	56 to 65	66 to 75	76 to 85	86 to 95	96 to 105	106 to 115	116 to 125	126 to 135	136 to 145	146 >	Total
--	---------	----------	----------	----------	----------	----------	----------	----------	----------	-----------	------------	------------	------------	------------	-------	-------

### 08/09/2013

[08:00 AM-08:15 AM]	0	0	4	2	7	26	15	14	4	6	3	1	2	0	0	84
[08:15 AM-08:30 AM]	0	3	1	4	10	27	42	12	5	3	1	1	0	0	0	109
[08:30 AM-08:45 AM]	0	0	4	7	10	20	10	16	7	6	2	1	0	0	0	83
[08:45 AM-09:00 AM]	0	0	2	6	10	20	20	13	6	4	0	0	1	0	0	82
	0	3	11	19	37	93	87	55	22	19	6	3	3	0	0	358
[09:00 AM-09:15 AM]	0	0	1	4	10	13	25	16	5	7	3	3	0	0	0	87
[09:15 AM-09:30 AM]	0	0	3	4	7	14	22	7	7	5	1	1	1	0	0	72
[09:30 AM-09:45 AM]	0	0	1	5	5	8	18	13	9	3	3	0	2	0	0	67
[09:45 AM-10:00 AM]	0	0	2	2	10	16	11	10	11	3	5	6	2	0	0	78
	0	0	7	15	32	51	76	46	32	18	12	10	5	0	0	304
[10:00 AM-10:15 AM]	0	1	4	1	10	12	10	18	13	5	2	3	2	0	0	81
[10:15 AM-10:30 AM]	0	2	0	5	8	21	14	8	8	1	1	6	0	0	0	74
[10:30 AM-10:45 AM]	0	3	7	7	9	18	30	20	8	6	2	2	2	0	0	114
[10:45 AM-11:00 AM]	0	2	2	3	5	26	14	16	3	6	1	9	1	0	0	88
	0	8	13	16	32	77	68	62	32	18	6	20	5	0	0	357
[11:00 AM-11:15 AM]	0	3	2	11	12	19	22	20	9	8	4	0	1	0	0	111
[11:15 AM-11:30 AM]	0	0	4	10	20	21	22	11	7	6	4	3	0	0	0	108
[11:30 AM-11:45 AM]	0	2	2	9	19	25	25	11	5	0	3	3	2	0	0	106
[11:45 AM-12:00 PM]	0	1	4	7	10	26	20	4	9	3	12	0	3	0	0	99
	0	6	12	37	61	91	89	46	30	17	23	6	6	0	0	424
[12:00 PM-12:15 PM]	0	1	0	2	17	39	29	16	12	2	2	1	0	0	0	121
[12:15 PM-12:30 PM]	0	1	2	3	9	36	38	16	5	3	4	0	2	0	0	119
[12:30 PM-12:45 PM]	0	0	2	3	9	21	21	13	7	3	3	0	0	0	0	82
[12:45 PM-01:00 PM]	0	1	1	3	14	27	28	17	8	4	6	4	5	0	0	118
	0	3	5	11	49	123	116	62	32	12	15	5	7	0	0	440
[01:00 PM-01:15 PM]	0	0	1	1	10	28	23	11	3	3	1	1	1	0	0	83
[01:15 PM-01:30 PM]	0	0	1	4	6	8	10	12	12	2	3	1	1	0	0	60
[01:30 PM-01:45 PM]	0	0	0	2	2	15	20	13	10	5	7	2	3	0	0	79
[01:45 PM-02:00 PM]	0	1	0	2	10	20	23	18	2	1	2	1	1	0	0	81
	0	1	2	9	28	71	76	54	27	11	13	5	6	0	0	303

## Time/Speed Report

NC97 - kph	0 to 15	16 to 25	26 to 35	36 to 45	46 to 55	56 to 65	66 to 75	76 to 85	86 to 95	96 to 105	106 to 115	116 to 125	126 to 135	136 to 145	146 >	Total
<b>08/09/2013</b>																
[02:00 PM-02:15 PM]	0	0	0	1	8	8	20	13	6	1	1	0	0	0	0	58
[02:15 PM-02:30 PM]	0	1	4	4	9	26	25	15	8	5	3	3	0	0	0	103
[02:30 PM-02:45 PM]	0	2	1	1	3	19	20	9	8	4	7	4	1	0	0	79
[02:45 PM-03:00 PM]	0	0	2	1	9	22	30	19	18	4	3	2	1	0	0	111
	0	3	7	7	29	75	95	56	40	14	14	9	2	0	0	351
[03:00 PM-03:15 PM]	0	0	2	5	4	11	25	20	8	4	1	1	0	0	0	81
[03:15 PM-03:30 PM]	0	2	3	0	5	10	33	27	8	6	3	2	3	0	0	102
[03:30 PM-03:45 PM]	0	0	0	2	5	28	30	13	9	3	3	0	1	0	0	94
[03:45 PM-04:00 PM]	0	1	0	2	11	19	23	16	13	3	3	2	2	0	0	95
	0	3	5	9	25	68	111	76	38	16	10	5	6	0	0	372
[04:00 PM-04:15 PM]	0	0	1	0	3	28	41	11	4	4	0	1	0	0	0	93
[04:15 PM-04:30 PM]	0	1	2	2	11	41	29	16	9	2	2	4	3	0	0	122
[04:30 PM-04:45 PM]	0	1	0	3	7	34	28	21	9	5	2	1	3	0	0	114
[04:45 PM-05:00 PM]	0	0	0	3	3	27	30	24	11	6	2	2	0	0	0	108
	0	2	3	8	24	130	128	72	33	17	6	8	6	0	0	437
[05:00 PM-05:15 PM]	0	2	1	1	6	43	36	22	8	4	2	2	0	0	0	127
[05:15 PM-05:30 PM]	0	2	1	8	8	41	29	9	6	2	1	0	0	0	0	107
[05:30 PM-05:45 PM]	0	0	2	4	13	29	24	13	10	13	6	2	1	0	0	117
[05:45 PM-06:00 PM]	0	2	1	5	14	38	25	24	5	8	5	0	0	0	0	127
	0	6	5	18	41	151	114	68	29	27	14	4	1	0	0	478
[06:00 PM-06:15 PM]	0	1	0	4	5	30	21	11	13	1	9	3	2	0	0	100
[06:15 PM-06:30 PM]	0	0	2	0	20	24	23	16	8	3	3	1	1	0	0	101
[06:30 PM-06:45 PM]	0	2	2	2	14	27	34	15	10	1	0	2	1	0	0	110
[06:45 PM-07:00 PM]	0	0	2	2	11	28	31	22	7	3	5	0	1	0	0	112
	0	3	6	8	50	109	109	64	38	8	17	6	5	0	0	423
[07:00 PM-07:15 PM]	0	2	6	6	11	43	19	8	8	8	6	1	1	0	0	119
[07:15 PM-07:30 PM]	0	1	2	4	7	9	25	26	13	5	8	3	0	0	0	103
[07:30 PM-07:45 PM]	0	0	0	4	8	17	24	17	10	3	4	3	1	0	0	91
[07:45 PM-08:00 PM]	0	0	1	2	5	39	18	6	3	14	1	1	1	0	0	91
	0	3	9	16	31	108	86	57	34	30	19	8	3	0	0	404
[08:00 PM-08:15 PM]	0	0	0	1	4	16	15	20	8	4	12	1	0	0	0	81
[08:15 PM-08:30 PM]	0	2	0	4	3	26	26	9	6	2	1	5	0	0	0	84
[08:30 PM-08:45 PM]	0	0	1	3	5	17	18	11	11	1	3	0	1	0	0	71
[08:45 PM-09:00 PM]	0	3	1	1	2	9	21	15	4	7	0	3	1	0	0	67
	0	5	2	9	14	68	80	55	29	14	16	9	2	0	0	303



## Time/Speed Report

NC97 - kph	0 to 15	16 to 25	26 to 35	36 to 45	46 to 55	56 to 65	66 to 75	76 to 85	86 to 95	96 to 105	106 to 115	116 to 125	126 to 135	136 to 145	146 >	Total
------------	---------	----------	----------	----------	----------	----------	----------	----------	----------	-----------	------------	------------	------------	------------	-------	-------

### 08/09/2013

[09:00 PM-09:15 PM]	0	1	0	2	7	16	14	6	4	4	1	0	0	0	0	55
[09:15 PM-09:30 PM]	0	0	2	2	3	19	15	5	2	3	2	1	1	0	0	55
[09:30 PM-09:45 PM]	0	3	2	8	6	23	20	8	5	0	2	0	3	0	0	80
[09:45 PM-10:00 PM]	0	0	1	3	5	20	22	10	1	0	1	0	1	0	0	64
	0	4	5	15	21	78	71	29	12	7	6	1	5	0	0	254
[10:00 PM-10:15 PM]	0	3	1	1	6	23	10	7	2	6	4	0	2	0	0	65
[10:15 PM-10:30 PM]	0	1	1	2	13	16	15	7	9	1	4	3	1	0	0	73
[10:30 PM-10:45 PM]	0	2	1	4	7	19	25	6	7	1	2	2	0	0	0	76
[10:45 PM-11:00 PM]	0	0	2	8	13	24	21	1	6	4	1	1	2	0	0	83
	0	6	5	15	39	82	71	21	24	12	11	6	5	0	0	297
[11:00 PM-11:15 PM]	0	0	1	1	9	16	14	5	8	2	1	2	2	0	0	61
[11:15 PM-11:30 PM]	0	1	4	2	20	29	19	4	2	3	2	0	0	0	0	86
[11:30 PM-11:45 PM]	0	0	2	2	9	28	21	7	2	5	1	4	1	0	0	82
[11:45 PM-12:00 AM]	0	2	1	9	6	19	20	10	7	6	2	1	1	0	0	84
	0	3	8	14	44	92	74	26	19	16	6	7	4	0	0	313
Daily Totals:	0	59	105	226	557	1467	1451	849	471	256	194	112	71	0	0	5818

### 08/10/2013

[12:00 AM-12:15 AM]	0	1	1	6	2	13	17	13	3	3	1	0	0	0	0	60
[12:15 AM-12:30 AM]	0	0	3	4	7	11	21	4	4	3	2	0	1	0	0	60
[12:30 AM-12:45 AM]	0	2	4	2	5	22	29	6	5	5	3	0	0	0	0	83
[12:45 AM-01:00 AM]	0	0	2	5	18	21	20	8	8	2	2	0	1	0	0	87
	0	3	10	17	32	67	87	31	20	13	8	0	2	0	0	290
[01:00 AM-01:15 AM]	0	1	3	1	13	13	14	6	7	3	1	2	0	0	0	64
[01:15 AM-01:30 AM]	0	2	1	2	6	13	14	11	12	6	1	2	0	0	0	70
[01:30 AM-01:45 AM]	0	1	4	0	5	16	10	16	4	2	3	1	0	0	0	62
[01:45 AM-02:00 AM]	0	1	1	0	5	13	7	4	2	2	4	0	0	0	0	39
	0	5	9	3	29	55	45	37	25	13	9	5	0	0	0	235
[02:00 AM-02:15 AM]	0	1	1	1	6	5	6	4	2	0	2	0	0	0	0	28
[02:15 AM-02:30 AM]	0	0	0	2	0	7	5	8	2	1	0	1	0	0	0	26
[02:30 AM-02:45 AM]	0	1	0	1	4	6	6	0	2	1	1	4	1	0	0	27
[02:45 AM-03:00 AM]	0	1	6	3	5	2	5	4	1	0	1	0	1	0	0	29
	0	3	7	7	15	20	22	16	7	2	4	5	2	0	0	110
[03:00 AM-03:15 AM]	0	0	0	1	4	4	3	6	1	0	0	0	0	0	0	19
[03:15 AM-03:30 AM]	0	0	1	1	0	8	3	1	0	3	0	1	0	0	0	18
[03:30 AM-03:45 AM]	0	2	0	0	1	0	5	2	5	0	1	0	0	0	0	16
[03:45 AM-04:00 AM]	0	0	1	2	4	1	3	2	0	1	0	0	0	0	0	14
	0	2	2	4	9	13	14	11	6	4	1	1	0	0	0	67

## Time/Speed Report

NC97 - kph	0 to 15	16 to 25	26 to 35	36 to 45	46 to 55	56 to 65	66 to 75	76 to 85	86 to 95	96 to 105	106 to 115	116 to 125	126 to 135	136 to 145	146 >	Total
<b>08/10/2013</b>																
[04:00 AM-04:15 AM]	0	0	1	7	4	3	2	1	0	0	0	0	0	0	0	18
[04:15 AM-04:30 AM]	0	0	1	1	0	0	7	2	2	0	0	2	1	0	0	16
[04:30 AM-04:45 AM]	0	0	1	0	1	2	4	1	2	2	1	5	0	0	0	19
[04:45 AM-05:00 AM]	0	1	0	0	2	5	6	2	1	2	0	0	1	0	0	20
	0	1	3	8	7	10	19	6	5	4	1	7	2	0	0	73
[05:00 AM-05:15 AM]	0	0	0	1	1	1	3	5	2	1	1	0	1	0	0	16
[05:15 AM-05:30 AM]	0	0	0	0	1	1	7	1	2	0	1	1	3	0	0	17
[05:30 AM-05:45 AM]	0	0	1	0	0	1	3	7	8	1	1	0	1	0	0	23
[05:45 AM-06:00 AM]	0	1	0	0	1	0	4	5	2	0	2	1	0	0	0	16
	0	1	1	1	3	3	17	18	14	2	5	2	5	0	0	72
[06:00 AM-06:15 AM]	0	1	0	0	0	4	5	0	0	0	0	0	1	0	0	11
[06:15 AM-06:30 AM]	0	0	0	0	2	1	6	4	7	5	3	2	0	0	0	30
[06:30 AM-06:45 AM]	0	1	0	0	0	6	0	2	2	10	5	0	1	0	0	27
[06:45 AM-07:00 AM]	0	0	0	1	1	7	5	3	5	4	1	2	0	0	0	29
	0	2	0	1	3	18	16	9	14	19	9	4	2	0	0	97
[07:00 AM-07:15 AM]	0	0	0	0	0	2	5	1	3	4	0	2	2	0	0	19
[07:15 AM-07:30 AM]	0	0	0	0	1	2	5	3	9	12	3	1	0	0	0	36
[07:30 AM-07:45 AM]	0	0	0	4	2	9	6	3	8	3	3	2	1	0	0	41
[07:45 AM-08:00 AM]	0	1	0	0	3	11	8	6	9	7	3	0	2	0	0	50
	0	1	0	4	6	24	24	13	29	26	9	5	5	0	0	146
[08:00 AM-08:15 AM]	0	1	1	3	5	7	7	3	5	3	5	1	1	0	0	42
[08:15 AM-08:30 AM]	0	2	1	2	6	15	11	5	4	2	3	0	0	0	0	51
[08:30 AM-08:45 AM]	0	1	0	2	1	6	6	7	9	0	2	0	0	0	0	34
[08:45 AM-09:00 AM]	0	0	0	5	2	12	19	9	4	4	4	3	0	0	0	62
	0	4	2	12	14	40	43	24	22	9	14	4	1	0	0	189
[09:00 AM-09:15 AM]	0	0	1	3	3	13	32	14	4	3	1	0	0	0	0	74
[09:15 AM-09:30 AM]	0	0	1	4	16	16	6	17	3	3	4	0	2	0	0	72
[09:30 AM-09:45 AM]	0	1	0	4	5	24	15	10	5	3	2	3	0	0	0	72
[09:45 AM-10:00 AM]	0	0	3	1	5	25	10	10	0	4	1	2	1	0	0	62
	0	1	5	12	29	78	63	51	12	13	8	5	3	0	0	280
[10:00 AM-10:15 AM]	0	0	2	1	4	39	16	10	5	4	2	0	1	0	0	84
[10:15 AM-10:30 AM]	0	3	4	6	9	13	22	13	9	5	0	0	0	0	0	84
[10:30 AM-10:45 AM]	0	0	1	5	5	27	23	10	9	4	3	1	2	0	0	90
[10:45 AM-11:00 AM]	0	0	4	9	8	40	20	11	2	1	3	1	1	0	0	100
	0	3	11	21	26	119	81	44	25	14	8	2	4	0	0	358

## Time/Speed Report

NC97 - kph	0 to 15	16 to 25	26 to 35	36 to 45	46 to 55	56 to 65	66 to 75	76 to 85	86 to 95	96 to 105	106 to 115	116 to 125	126 to 135	136 to 145	146 >	Total
<b>08/10/2013</b>																
[11:00 AM-11:15 AM]	0	0	2	3	16	17	28	19	12	6	4	1	1	0	0	109
[11:15 AM-11:30 AM]	0	0	3	1	10	33	21	14	5	2	2	1	1	0	0	93
[11:30 AM-11:45 AM]	0	0	2	5	2	18	24	13	5	10	6	4	5	0	0	94
[11:45 AM-12:00 PM]	0	2	0	2	13	38	27	13	9	4	0	0	0	0	0	108
	0	2	7	11	41	106	100	59	31	22	12	6	7	0	0	404
[12:00 PM-12:15 PM]	0	1	0	3	3	23	33	15	7	3	1	2	2	0	0	93
[12:15 PM-12:30 PM]	0	1	0	0	3	29	15	19	8	14	1	1	2	0	0	93
[12:30 PM-12:45 PM]	0	1	1	2	6	31	21	13	12	8	7	0	1	0	0	103
[12:45 PM-01:00 PM]	0	1	2	8	10	7	19	17	5	2	0	0	0	0	0	71
	0	4	3	13	22	90	88	64	32	27	9	3	5	0	0	360
[01:00 PM-01:15 PM]	0	0	1	2	7	13	31	15	3	5	0	6	1	0	0	84
[01:15 PM-01:30 PM]	0	1	1	4	8	10	12	14	4	5	1	2	1	0	0	63
[01:30 PM-01:45 PM]	0	0	0	2	5	11	11	10	7	8	3	2	0	0	0	59
[01:45 PM-02:00 PM]	0	1	1	1	7	20	20	7	5	1	1	0	0	0	0	64
	0	2	3	9	27	54	74	46	19	19	5	10	2	0	0	270
[02:00 PM-02:15 PM]	0	0	0	0	1	5	18	13	6	4	0	0	1	0	0	48
[02:15 PM-02:30 PM]	0	0	2	2	2	10	19	8	17	5	0	1	1	0	0	67
[02:30 PM-02:45 PM]	0	0	2	3	4	10	22	9	6	7	1	2	1	0	0	67
[02:45 PM-03:00 PM]	0	1	1	3	7	11	23	8	17	6	1	1	3	0	0	82
	0	1	5	8	14	36	82	38	46	22	2	4	6	0	0	264
[03:00 PM-03:15 PM]	0	2	0	0	5	18	27	17	9	5	3	0	0	0	0	86
[03:15 PM-03:30 PM]	0	0	0	3	1	18	15	22	2	7	5	0	2	0	0	75
[03:30 PM-03:45 PM]	0	0	1	2	2	13	20	15	7	7	4	0	1	0	0	72
[03:45 PM-04:00 PM]	0	0	0	2	5	32	27	11	4	0	0	0	0	0	0	81
	0	2	1	7	13	81	89	65	22	19	12	0	3	0	0	314
[04:00 PM-04:15 PM]	0	1	1	2	11	19	28	11	8	3	3	1	2	0	0	90
[04:15 PM-04:30 PM]	0	2	1	1	3	30	29	20	11	6	3	2	1	0	0	109
[04:30 PM-04:45 PM]	0	2	0	2	3	27	33	16	10	6	2	1	2	0	0	104
[04:45 PM-05:00 PM]	0	1	2	3	5	33	13	19	7	7	5	1	0	0	0	96
	0	6	4	8	22	109	103	66	36	22	13	5	5	0	0	399
[05:00 PM-05:15 PM]	0	1	1	2	8	30	24	14	8	0	3	4	1	0	0	96
[05:15 PM-05:30 PM]	0	1	0	5	13	33	25	14	12	1	2	4	0	0	0	110
[05:30 PM-05:45 PM]	0	0	2	5	7	42	21	9	3	1	2	0	0	0	0	92
[05:45 PM-06:00 PM]	0	1	2	6	17	51	26	9	5	5	1	1	0	0	0	124
	0	3	5	18	45	156	96	46	28	7	8	9	1	0	0	422



## Class/Volume Report Graph

HI-Star ID: 2807	Begin: 08/09/2013 08:00 AM	End: 08/10/2013 08:00 PM
Street: SS13 TERRAGLIO	Lane: P1	Hours: 36:00
State: IT	Oper:	Period: 15
City: PREGANZIOL	Posted: 69	Raw Count: 15601
County: VENETO	AADT Factor: 1	AADT Count: 10401

NC97 - Meters	Count	0,0 to 6,0	6,5 to 8,0	8,5 to 11,5	12,0 to 14,5	15,0 to 18,0	18,5 to 21,0	21,5 to 24,0	24,5 >	Total	0	56	112	168
---------------	-------	------------------	------------------	-------------------	--------------------	--------------------	--------------------	--------------------	-----------	-------	---	----	-----	-----

08/09/2013														
[08:00 AM-08:15 AM	136	80	1	2	1	0	0	0	0	84				
[08:15 AM-08:30 AM	160	96	9	1	3	0	0	0	0	109				
[08:30 AM-08:45 AM	130	80	1	2	0	0	0	0	0	83				
[08:45 AM-09:00 AM	132	75	2	3	2	0	0	0	0	82				
	558	331	13	8	6	0	0	0	0	358				
[09:00 AM-09:15 AM	140	78	7	2	0	0	0	0	0	87				
[09:15 AM-09:30 AM	123	67	1	1	3	0	0	0	0	72				
[09:30 AM-09:45 AM	108	64	2	1	0	0	0	0	0	67				
[09:45 AM-10:00 AM	139	70	4	2	0	0	0	1	1	78				
	510	279	14	6	3	0	0	1	1	304				
[10:00 AM-10:15 AM	123	69	7	1	2	2	0	0	0	81				
[10:15 AM-10:30 AM	112	63	4	4	1	0	1	1	0	74				
[10:30 AM-10:45 AM	160	104	5	2	0	2	0	0	1	114				
[10:45 AM-11:00 AM	137	80	5	2	0	0	1	0	0	88				
	532	316	21	9	3	4	2	1	1	357				
[11:00 AM-11:15 AM	161	102	7	0	1	1	0	0	0	111				
[11:15 AM-11:30 AM	161	99	6	1	1	0	0	0	1	108				
[11:30 AM-11:45 AM	149	97	4	0	3	0	0	0	2	106				
[11:45 AM-12:00 PM	133	95	1	3	0	0	0	0	0	99				
	604	393	18	4	5	1	0	0	3	424				
[12:00 PM-12:15 PM	153	117	2	1	0	1	0	0	0	121				
[12:15 PM-12:30 PM	152	107	3	3	4	2	0	0	0	119				
[12:30 PM-12:45 PM	135	76	3	1	0	2	0	0	0	82				
[12:45 PM-01:00 PM	153	109	5	1	2	1	0	0	0	118				
	593	409	13	6	6	6	0	0	0	440				
[01:00 PM-01:15 PM	120	80	2	1	0	0	0	0	0	83				
[01:15 PM-01:30 PM	94	53	2	2	1	2	0	0	0	60				
[01:30 PM-01:45 PM	107	76	2	1	0	0	0	0	0	79				
[01:45 PM-02:00 PM	112	71	4	4	0	1	0	0	1	81				
	433	280	10	8	1	3	0	0	1	303				
[02:00 PM-02:15 PM	84	56	1	0	0	1	0	0	0	58				
[02:15 PM-02:30 PM	140	97	2	4	0	0	0	0	0	103				
[02:30 PM-02:45 PM	107	71	6	1	0	0	1	0	0	79				
[02:45 PM-03:00 PM	137	102	8	1	0	0	0	0	0	111				
	468	326	17	6	0	1	1	0	0	351				
[03:00 PM-03:15 PM	118	77	4	0	0	0	0	0	0	81				
[03:15 PM-03:30 PM	136	98	3	0	1	0	0	0	0	102				
[03:30 PM-03:45 PM	134	89	5	0	0	0	0	0	0	94				
[03:45 PM-04:00 PM	135	90	3	1	1	0	0	0	0	95				
	523	354	15	1	2	0	0	0	0	372				



### Class/Volume Report Graph

NC97 - Meters	Count	0,0 to 6,0	6,5 to 8,0	8,5 to 11,5	12,0 to 14,5	15,0 to 18,0	18,5 to 21,0	21,5 to 24,0	24,5 to >	Total	0	56	112	168
---------------	-------	------------------	------------------	-------------------	--------------------	--------------------	--------------------	--------------------	-----------------	-------	---	----	-----	-----

**08/10/2013**

[12:00 AM-12:15 AM	98	55	4	1	0	0	0	0	0	60				
[12:15 AM-12:30 AM	99	58	1	1	0	0	0	0	0	60				
[12:30 AM-12:45 AM	110	80	3	0	0	0	0	0	0	83				
[12:45 AM-01:00 AM	116	82	3	0	1	1	0	0	0	87				
[01:00 AM-01:15 AM	104	61	3	0	0	0	0	0	0	64				
[01:15 AM-01:30 AM	98	67	3	0	0	0	0	0	0	70				
[01:30 AM-01:45 AM	82	57	3	2	0	0	0	0	0	62				
[01:45 AM-02:00 AM	67	39	0	0	0	0	0	0	0	39				
[02:00 AM-02:15 AM	46	27	0	0	1	0	0	0	0	28				
[02:15 AM-02:30 AM	38	25	1	0	0	0	0	0	0	26				
[02:30 AM-02:45 AM	35	25	1	1	0	0	0	0	0	27				
[02:45 AM-03:00 AM	44	28	1	0	0	0	0	0	0	29				
[03:00 AM-03:15 AM	33	18	0	1	0	0	0	0	0	19				
[03:15 AM-03:30 AM	29	18	0	0	0	0	0	0	0	18				
[03:30 AM-03:45 AM	100	13	2	0	0	1	0	0	0	16				
[03:45 AM-04:00 AM	29	13	0	0	0	1	0	0	0	14				
[04:00 AM-04:15 AM	191	62	2	1	0	2	0	0	0	67				
[04:15 AM-04:30 AM	32	17	0	0	0	1	0	0	0	18				
[04:30 AM-04:45 AM	29	15	1	0	0	0	0	0	0	16				
[04:45 AM-05:00 AM	31	17	1	1	0	0	0	0	0	19				
[04:45 AM-05:00 AM	29	18	0	2	0	0	0	0	0	20				
[05:00 AM-05:15 AM	121	67	2	3	0	1	0	0	0	73				
[05:00 AM-05:15 AM	24	11	3	1	0	0	0	0	1	16				
[05:15 AM-05:30 AM	23	16	1	0	0	0	0	0	0	17				
[05:30 AM-05:45 AM	33	20	1	1	1	0	0	0	0	23				
[05:45 AM-06:00 AM	27	13	2	0	1	0	0	0	0	16				
[06:00 AM-06:15 AM	107	60	7	2	2	0	0	0	1	72				
[06:00 AM-06:15 AM	20	11	0	0	0	0	0	0	0	11				
[06:15 AM-06:30 AM	42	24	2	2	0	1	0	0	1	30				
[06:30 AM-06:45 AM	41	25	1	1	0	0	0	0	0	27				
[06:45 AM-07:00 AM	48	29	0	0	0	0	0	0	0	29				
[07:00 AM-07:15 AM	151	89	3	3	0	1	0	0	1	97				
[07:00 AM-07:15 AM	42	15	2	1	1	0	0	0	0	19				
[07:15 AM-07:30 AM	52	30	2	2	1	0	0	1	0	36				
[07:30 AM-07:45 AM	63	36	1	2	1	1	0	0	0	41				
[07:45 AM-08:00 AM	66	43	4	1	2	0	0	0	0	50				
[08:00 AM-08:15 AM	223	124	9	6	5	1	0	1	0	146				
[08:00 AM-08:15 AM	76	36	6	0	0	0	0	0	0	42				
[08:15 AM-08:30 AM	85	45	3	3	0	0	0	0	0	51				
[08:30 AM-08:45 AM	69	32	0	0	1	1	0	0	0	34				
[08:45 AM-09:00 AM	92	55	5	0	1	1	0	0	0	62				
[09:00 AM-09:15 AM	322	168	14	3	2	2	0	0	0	189				
[09:00 AM-09:15 AM	106	69	4	0	0	1	0	0	0	74				
[09:15 AM-09:30 AM	121	68	4	0	0	0	0	0	0	72				
[09:30 AM-09:45 AM	108	68	2	0	1	1	0	0	0	72				
[09:45 AM-10:00 AM	102	57	3	0	1	1	0	0	0	62				
	437	262	13	0	2	3	0	0	0	280				

### Class/Volume Report Graph

NC97 - Meters	Count	0,0	6,5	8,5	12,0	15,0	18,5	21,5	24,5	Total	Bar Chart			
		to 6,0	to 8,0	to 11,5	to 14,5	to 18,0	to 21,0	to 24,0	>		0	56	112	168
<b>08/10/2013</b>														
[10:00 AM-10:15 AM	130	75	2	1	4	0	1	0	1	84				
[10:15 AM-10:30 AM	137	77	5	1	1	0	0	0	0	84				
[10:30 AM-10:45 AM	144	86	4	0	0	0	0	0	0	90				
[10:45 AM-11:00 AM	144	91	8	1	0	0	0	0	0	100				
	555	329	19	3	5	0	1	0	1	358				
[11:00 AM-11:15 AM	163	105	3	0	0	0	1	0	0	109				
[11:15 AM-11:30 AM	131	88	1	2	1	1	0	0	0	93				
[11:30 AM-11:45 AM	126	87	3	3	1	0	0	0	0	94				
[11:45 AM-12:00 PM	148	102	4	1	1	0	0	0	0	108				
	568	382	11	6	3	1	1	0	0	404				
[12:00 PM-12:15 PM	126	89	2	0	1	1	0	0	0	93				
[12:15 PM-12:30 PM	124	87	4	1	0	0	1	0	0	93				
[12:30 PM-12:45 PM	152	96	2	3	2	0	0	0	0	103				
[12:45 PM-01:00 PM	107	67	0	1	1	2	0	0	0	71				
	509	339	8	5	4	3	1	0	0	360				
[01:00 PM-01:15 PM	116	78	6	0	0	0	0	0	0	84				
[01:15 PM-01:30 PM	87	56	5	2	0	0	0	0	0	63				
[01:30 PM-01:45 PM	96	52	5	2	0	0	0	0	0	59				
[01:45 PM-02:00 PM	86	59	2	1	1	1	0	0	0	64				
	385	245	18	5	1	1	0	0	0	270				
[02:00 PM-02:15 PM	76	44	4	0	0	0	0	0	0	48				
[02:15 PM-02:30 PM	96	56	4	2	4	1	0	0	0	67				
[02:30 PM-02:45 PM	94	63	2	2	0	0	0	0	0	67				
[02:45 PM-03:00 PM	116	76	2	1	3	0	0	0	0	82				
	382	239	12	5	7	1	0	0	0	264				
[03:00 PM-03:15 PM	114	83	3	0	0	0	0	0	0	86				
[03:15 PM-03:30 PM	104	70	3	1	1	0	0	0	0	75				
[03:30 PM-03:45 PM	94	67	2	2	0	0	1	0	0	72				
[03:45 PM-04:00 PM	104	77	3	0	1	0	0	0	0	81				
	416	297	11	3	2	0	1	0	0	314				
[04:00 PM-04:15 PM	113	87	2	0	0	1	0	0	0	90				
[04:15 PM-04:30 PM	135	106	2	0	1	0	0	0	0	109				
[04:30 PM-04:45 PM	130	93	6	1	3	1	0	0	0	104				
[04:45 PM-05:00 PM	124	87	8	1	0	0	0	0	0	96				
	502	373	18	2	4	2	0	0	0	399				
[05:00 PM-05:15 PM	129	89	3	3	0	1	0	0	0	96				
[05:15 PM-05:30 PM	137	103	7	0	0	0	0	0	0	110				
[05:30 PM-05:45 PM	120	91	0	0	0	1	0	0	0	92				
[05:45 PM-06:00 PM	152	114	6	3	0	1	0	0	0	124				
	538	397	16	6	0	3	0	0	0	422				
[06:00 PM-06:15 PM	136	104	4	0	0	0	0	0	1	109				
[06:15 PM-06:30 PM	149	107	6	3	2	0	0	0	0	118				
[06:30 PM-06:45 PM	134	102	4	0	1	0	0	0	0	107				
[06:45 PM-07:00 PM	149	100	4	2	0	0	0	0	0	106				
	568	413	18	5	3	0	0	0	1	440				
[07:00 PM-07:15 PM	140	101	5	1	1	1	0	0	0	109				
[07:15 PM-07:30 PM	159	121	4	1	0	0	0	0	0	126				
[07:30 PM-07:45 PM	103	69	4	1	0	1	0	0	0	75				
[07:45 PM-08:00 PM	121	76	0	2	1	0	0	0	0	79				
	523	367	13	5	2	2	0	0	0	389				





## Average Speed by Class Report

HI-Star ID: 2807	Begin: 08/09/2013 08:00 AM	End: 08/10/2013 08:00 PM
Street: SS13 TERRAGLIO	Lane: P1	Hours: 36:00
State: IT	Oper:	Period: 15
City: PREGANZIOL	Posted: 69	Raw Count: 15601
County: VENETO	AADT Factor: 1	AADT Count: 10401

	0,0 to 6,0	6,5 to 8,0	8,5 to 11,5	12,0 to 14,5	15,0 to 18,0	18,5 to 21,0	21,5 to 24,0	24,5 >	Avg Speed
--	------------------	------------------	-------------------	--------------------	--------------------	--------------------	--------------------	-----------	-----------

### 08/09/2013

[08:00 AM-08:15 AM]	72.00	70.00	80.00	51.00	0.00	0.00	0.00	0.00	72,00	kph
[08:15 AM-08:30 AM]	66.00	75.00	61.00	77.00	0.00	0.00	0.00	0.00	67,00	kph
[08:30 AM-08:45 AM]	67.00	101.00	96.00	0.00	0.00	0.00	0.00	0.00	69,00	kph
[08:45 AM-09:00 AM]	69.00	56.00	48.00	66.00	0.00	0.00	0.00	0.00	67,00	kph
[09:00 AM-09:15 AM]	72.00	83.00	80.00	0.00	0.00	0.00	0.00	0.00	74,00	kph
[09:15 AM-09:30 AM]	70.00	101.00	61.00	70.00	0.00	0.00	0.00	0.00	70,00	kph
[09:30 AM-09:45 AM]	74.00	106.00	101.00	0.00	0.00	0.00	0.00	0.00	75,00	kph
[09:45 AM-10:00 AM]	74.00	98.00	120.00	0.00	0.00	0.00	131.00	120.00	77,00	kph
[10:00 AM-10:15 AM]	72.00	85.00	111.00	111.00	80.00	0.00	0.00	0.00	75,00	kph
[10:15 AM-10:30 AM]	69.00	75.00	75.00	61.00	0.00	120.00	111.00	0.00	70,00	kph
[10:30 AM-10:45 AM]	67.00	78.00	90.00	0.00	115.00	0.00	0.00	70.00	69,00	kph
[10:45 AM-11:00 AM]	72.00	104.00	90.00	0.00	0.00	120.00	0.00	0.00	74,00	kph
[11:00 AM-11:15 AM]	69.00	78.00	0.00	90.00	80.00	0.00	0.00	0.00	69,00	kph
[11:15 AM-11:30 AM]	66.00	99.00	41.00	51.00	0.00	0.00	0.00	70.00	67,00	kph
[11:30 AM-11:45 AM]	64.00	115.00	0.00	64.00	0.00	0.00	0.00	66.00	66,00	kph
[11:45 AM-12:00 PM]	70.00	111.00	94.00	0.00	0.00	0.00	0.00	0.00	72,00	kph
[12:00 PM-12:15 PM]	69.00	75.00	70.00	0.00	61.00	0.00	0.00	0.00	69,00	kph
[12:15 PM-12:30 PM]	70.00	93.00	61.00	61.00	56.00	0.00	0.00	0.00	69,00	kph
[12:30 PM-12:45 PM]	69.00	83.00	70.00	0.00	66.00	0.00	0.00	0.00	69,00	kph
[12:45 PM-01:00 PM]	72.00	109.00	70.00	86.00	90.00	0.00	0.00	0.00	75,00	kph
[01:00 PM-01:15 PM]	69.00	99.00	70.00	0.00	0.00	0.00	0.00	0.00	69,00	kph
[01:15 PM-01:30 PM]	72.00	111.00	96.00	80.00	85.00	0.00	0.00	0.00	75,00	kph
[01:30 PM-01:45 PM]	80.00	101.00	101.00	0.00	0.00	0.00	0.00	0.00	80,00	kph
[01:45 PM-02:00 PM]	69.00	93.00	57.00	0.00	80.00	0.00	0.00	120.00	70,00	kph
[02:00 PM-02:15 PM]	72.00	70.00	0.00	0.00	80.00	0.00	0.00	0.00	72,00	kph
[02:15 PM-02:30 PM]	69.00	120.00	67.00	0.00	0.00	0.00	0.00	0.00	70,00	kph
[02:30 PM-02:45 PM]	75.00	99.00	70.00	0.00	0.00	111.00	0.00	0.00	77,00	kph
[02:45 PM-03:00 PM]	74.00	82.00	70.00	0.00	0.00	0.00	0.00	0.00	75,00	kph
[03:00 PM-03:15 PM]	72.00	90.00	0.00	0.00	0.00	0.00	0.00	0.00	72,00	kph
[03:15 PM-03:30 PM]	75.00	107.00	0.00	80.00	0.00	0.00	0.00	0.00	77,00	kph
[03:30 PM-03:45 PM]	72.00	78.00	0.00	0.00	0.00	0.00	0.00	0.00	72,00	kph
[03:45 PM-04:00 PM]	74.00	94.00	41.00	70.00	0.00	0.00	0.00	0.00	74,00	kph
[04:00 PM-04:15 PM]	70.00	80.00	0.00	0.00	0.00	0.00	0.00	0.00	70,00	kph
[04:15 PM-04:30 PM]	67.00	96.00	106.00	80.00	111.00	80.00	0.00	0.00	70,00	kph
[04:30 PM-04:45 PM]	70.00	109.00	96.00	70.00	0.00	0.00	0.00	0.00	72,00	kph
[04:45 PM-05:00 PM]	74.00	101.00	101.00	80.00	0.00	86.00	0.00	0.00	74,00	kph
[05:00 PM-05:15 PM]	70.00	80.00	20.00	51.00	70.00	0.00	0.00	0.00	70,00	kph
[05:15 PM-05:30 PM]	64.00	61.00	70.00	80.00	66.00	0.00	0.00	0.00	64,00	kph
[05:30 PM-05:45 PM]	72.00	91.00	70.00	0.00	86.00	120.00	0.00	0.00	74,00	kph
[05:45 PM-06:00 PM]	69.00	111.00	61.00	51.00	80.00	0.00	0.00	0.00	69,00	kph
[06:00 PM-06:15 PM]	74.00	94.00	0.00	0.00	0.00	0.00	0.00	0.00	75,00	kph
[06:15 PM-06:30 PM]	69.00	77.00	64.00	96.00	0.00	0.00	0.00	0.00	70,00	kph
[06:30 PM-06:45 PM]	67.00	0.00	131.00	0.00	70.00	0.00	0.00	0.00	69,00	kph
[06:45 PM-07:00 PM]	70.00	99.00	91.00	0.00	90.00	0.00	0.00	0.00	70,00	kph
[07:00 PM-07:15 PM]	67.00	83.00	70.00	61.00	0.00	0.00	0.00	0.00	67,00	kph
[07:15 PM-07:30 PM]	77.00	86.00	90.00	70.00	90.00	0.00	0.00	0.00	77,00	kph
[07:30 PM-07:45 PM]	72.00	94.00	111.00	0.00	0.00	0.00	0.00	0.00	75,00	kph
[07:45 PM-08:00 PM]	72.00	0.00	57.00	0.00	0.00	0.00	0.00	0.00	72,00	kph
[08:00 PM-08:15 PM]	80.00	91.00	61.00	0.00	99.00	0.00	0.00	0.00	80,00	kph
[08:15 PM-08:30 PM]	69.00	85.00	96.00	0.00	0.00	70.00	0.00	0.00	70,00	kph

### Average Speed by Class Report

NC97 - Meters	0,0 to 6,0	6,5 to 8,0	8,5 to 11,5	12,0 to 14,5	15,0 to 18,0	18,5 to 21,0	21,5 to 24,0	24,5 >	Avg Speed
<b>08/09/2013</b>									
[08:30 PM-08:45 PM]	72.00	111.00	88.00	61.00	0.00	0.00	0.00	0.00	72,00 kph
[08:45 PM-09:00 PM]	74.00	93.00	0.00	120.00	0.00	0.00	0.00	0.00	75,00 kph
[09:00 PM-09:15 PM]	69.00	83.00	0.00	51.00	0.00	0.00	0.00	0.00	69,00 kph
[09:15 PM-09:30 PM]	67.00	96.00	80.00	0.00	0.00	0.00	0.00	0.00	70,00 kph
[09:30 PM-09:45 PM]	64.00	83.00	120.00	0.00	0.00	0.00	0.00	0.00	66,00 kph
[09:45 PM-10:00 PM]	67.00	41.00	0.00	0.00	0.00	111.00	0.00	0.00	67,00 kph
[10:00 PM-10:15 PM]	69.00	111.00	0.00	0.00	0.00	0.00	0.00	0.00	70,00 kph
[10:15 PM-10:30 PM]	69.00	104.00	98.00	70.00	70.00	0.00	120.00	0.00	72,00 kph
[10:30 PM-10:45 PM]	67.00	96.00	120.00	61.00	0.00	0.00	0.00	0.00	69,00 kph
[10:45 PM-11:00 PM]	66.00	91.00	0.00	0.00	0.00	0.00	0.00	0.00	66,00 kph
[11:00 PM-11:15 PM]	74.00	64.00	61.00	0.00	0.00	0.00	0.00	0.00	72,00 kph
[11:15 PM-11:30 PM]	61.00	111.00	0.00	61.00	0.00	0.00	0.00	70.00	62,00 kph
[11:30 PM-11:45 PM]	69.00	103.00	0.00	0.00	0.00	0.00	0.00	0.00	70,00 kph
[11:45 PM-12:00 AM]	67.00	98.00	0.00	0.00	0.00	0.00	0.00	0.00	69,00 kph
<b>08/10/2013</b>									
[12:00 AM-12:15 AM]	67.00	93.00	70.00	0.00	0.00	0.00	0.00	0.00	69,00 kph
[12:15 AM-12:30 AM]	67.00	101.00	101.00	0.00	0.00	0.00	0.00	0.00	69,00 kph
[12:30 AM-12:45 AM]	67.00	98.00	0.00	0.00	0.00	0.00	0.00	0.00	69,00 kph
[12:45 AM-01:00 AM]	66.00	98.00	0.00	51.00	61.00	0.00	0.00	0.00	67,00 kph
[01:00 AM-01:15 AM]	67.00	98.00	0.00	0.00	0.00	0.00	0.00	0.00	69,00 kph
[01:15 AM-01:30 AM]	74.00	83.00	0.00	0.00	0.00	0.00	0.00	0.00	74,00 kph
[01:30 AM-01:45 AM]	69.00	104.00	86.00	0.00	0.00	0.00	0.00	0.00	70,00 kph
[01:45 AM-02:00 AM]	70.00	0.00	0.00	0.00	0.00	0.00	0.00	0.00	70,00 kph
[02:00 AM-02:15 AM]	67.00	0.00	0.00	30.00	0.00	0.00	0.00	0.00	66,00 kph
[02:15 AM-02:30 AM]	72.00	120.00	0.00	0.00	0.00	0.00	0.00	0.00	74,00 kph
[02:30 AM-02:45 AM]	72.00	131.00	120.00	0.00	0.00	0.00	0.00	0.00	77,00 kph
[02:45 AM-03:00 AM]	56.00	131.00	0.00	0.00	0.00	0.00	0.00	0.00	59,00 kph
[03:00 AM-03:15 AM]	67.00	0.00	70.00	0.00	0.00	0.00	0.00	0.00	67,00 kph
[03:15 AM-03:30 AM]	70.00	0.00	0.00	0.00	0.00	0.00	0.00	0.00	70,00 kph
[03:30 AM-03:45 AM]	69.00	90.00	0.00	0.00	90.00	0.00	0.00	0.00	74,00 kph
[03:45 AM-04:00 AM]	62.00	0.00	0.00	0.00	30.00	0.00	0.00	0.00	61,00 kph
[04:00 AM-04:15 AM]	51.00	0.00	0.00	0.00	61.00	0.00	0.00	0.00	51,00 kph
[04:15 AM-04:30 AM]	77.00	131.00	0.00	0.00	0.00	0.00	0.00	0.00	80,00 kph
[04:30 AM-04:45 AM]	86.00	120.00	70.00	0.00	0.00	0.00	0.00	0.00	88,00 kph
[04:45 AM-05:00 AM]	67.00	0.00	115.00	0.00	0.00	0.00	0.00	0.00	72,00 kph
[05:00 AM-05:15 AM]	74.00	94.00	90.00	0.00	0.00	0.00	0.00	111.00	80,00 kph
[05:15 AM-05:30 AM]	85.00	131.00	0.00	0.00	0.00	0.00	0.00	0.00	88,00 kph
[05:30 AM-05:45 AM]	83.00	80.00	90.00	80.00	0.00	0.00	0.00	0.00	83,00 kph
[05:45 AM-06:00 AM]	80.00	96.00	0.00	51.00	0.00	0.00	0.00	0.00	80,00 kph
[06:00 AM-06:15 AM]	67.00	0.00	0.00	0.00	0.00	0.00	0.00	0.00	67,00 kph
[06:15 AM-06:30 AM]	93.00	70.00	70.00	0.00	51.00	0.00	0.00	70.00	86,00 kph
[06:30 AM-06:45 AM]	88.00	101.00	101.00	0.00	0.00	0.00	0.00	0.00	90,00 kph
[06:45 AM-07:00 AM]	80.00	0.00	0.00	0.00	0.00	0.00	0.00	0.00	80,00 kph
[07:00 AM-07:15 AM]	86.00	111.00	120.00	101.00	0.00	0.00	0.00	0.00	91,00 kph
[07:15 AM-07:30 AM]	88.00	106.00	96.00	80.00	0.00	0.00	101.00	0.00	90,00 kph
[07:30 AM-07:45 AM]	77.00	120.00	90.00	90.00	70.00	0.00	0.00	0.00	78,00 kph
[07:45 AM-08:00 AM]	80.00	80.00	131.00	66.00	0.00	0.00	0.00	0.00	80,00 kph
[08:00 AM-08:15 AM]	70.00	104.00	0.00	0.00	0.00	0.00	0.00	0.00	75,00 kph
[08:15 AM-08:30 AM]	66.00	101.00	70.00	0.00	0.00	0.00	0.00	0.00	67,00 kph
[08:30 AM-08:45 AM]	75.00	0.00	0.00	51.00	70.00	0.00	0.00	0.00	75,00 kph
[08:45 AM-09:00 AM]	74.00	93.00	0.00	70.00	70.00	0.00	0.00	0.00	75,00 kph
[09:00 AM-09:15 AM]	70.00	83.00	0.00	0.00	80.00	0.00	0.00	0.00	70,00 kph
[09:15 AM-09:30 AM]	69.00	88.00	0.00	0.00	0.00	0.00	0.00	0.00	70,00 kph
[09:30 AM-09:45 AM]	70.00	85.00	0.00	70.00	61.00	0.00	0.00	0.00	70,00 kph
[09:45 AM-10:00 AM]	66.00	114.00	0.00	120.00	70.00	0.00	0.00	0.00	69,00 kph
[10:00 AM-10:15 AM]	69.00	99.00	61.00	66.00	0.00	70.00	0.00	70.00	69,00 kph
[10:15 AM-10:30 AM]	66.00	80.00	70.00	70.00	0.00	0.00	0.00	0.00	67,00 kph
[10:30 AM-10:45 AM]	70.00	119.00	0.00	0.00	0.00	0.00	0.00	0.00	72,00 kph
[10:45 AM-11:00 AM]	62.00	90.00	61.00	0.00	0.00	0.00	0.00	0.00	64,00 kph
[11:00 AM-11:15 AM]	72.00	94.00	0.00	0.00	0.00	80.00	0.00	0.00	72,00 kph

### Average Speed by Class Report

NC97 - Meters	0,0 to 6,0	6,5 to 8,0	8,5 to 11,5	12,0 to 14,5	15,0 to 18,0	18,5 to 21,0	21,5 to 24,0	24,5 >	Avg Speed
[11:15 AM-11:30 AM]	67,00	120,00	101,00	51,00	80,00	0,00	0,00	0,00	69,00 kph
[11:30 AM-11:45 AM]	78,00	111,00	94,00	61,00	0,00	0,00	0,00	0,00	78,00 kph
[11:45 AM-12:00 PM]	67,00	57,00	61,00	70,00	0,00	0,00	0,00	0,00	67,00 kph
[12:00 PM-12:15 PM]	72,00	80,00	0,00	80,00	70,00	0,00	0,00	0,00	72,00 kph
[12:15 PM-12:30 PM]	75,00	101,00	70,00	0,00	0,00	101,00	0,00	0,00	77,00 kph
[12:30 PM-12:45 PM]	74,00	70,00	107,00	61,00	0,00	0,00	0,00	0,00	74,00 kph
[12:45 PM-01:00 PM]	66,00	0,00	61,00	51,00	70,00	0,00	0,00	0,00	66,00 kph
[01:00 PM-01:15 PM]	72,00	114,00	0,00	0,00	0,00	0,00	0,00	0,00	75,00 kph
[01:15 PM-01:30 PM]	70,00	103,00	56,00	0,00	0,00	0,00	0,00	0,00	72,00 kph
[01:30 PM-01:45 PM]	77,00	104,00	56,00	0,00	0,00	0,00	0,00	0,00	78,00 kph
[01:45 PM-02:00 PM]	67,00	96,00	61,00	61,00	61,00	0,00	0,00	0,00	67,00 kph
[02:00 PM-02:15 PM]	77,00	88,00	0,00	0,00	0,00	0,00	0,00	0,00	78,00 kph
[02:15 PM-02:30 PM]	75,00	86,00	70,00	83,00	90,00	0,00	0,00	0,00	77,00 kph
[02:30 PM-02:45 PM]	74,00	101,00	80,00	0,00	0,00	0,00	0,00	0,00	75,00 kph
[02:45 PM-03:00 PM]	75,00	96,00	70,00	77,00	0,00	0,00	0,00	0,00	75,00 kph
[03:00 PM-03:15 PM]	72,00	104,00	0,00	0,00	0,00	0,00	0,00	0,00	74,00 kph
[03:15 PM-03:30 PM]	77,00	104,00	70,00	70,00	0,00	0,00	0,00	0,00	77,00 kph
[03:30 PM-03:45 PM]	77,00	86,00	90,00	0,00	0,00	51,00	0,00	0,00	77,00 kph
[03:45 PM-04:00 PM]	67,00	80,00	0,00	70,00	0,00	0,00	0,00	0,00	67,00 kph
[04:00 PM-04:15 PM]	70,00	101,00	0,00	0,00	70,00	0,00	0,00	0,00	72,00 kph
[04:15 PM-04:30 PM]	74,00	61,00	0,00	70,00	0,00	0,00	0,00	0,00	74,00 kph
[04:30 PM-04:45 PM]	72,00	98,00	70,00	67,00	70,00	0,00	0,00	0,00	74,00 kph
[04:45 PM-05:00 PM]	70,00	96,00	70,00	0,00	0,00	0,00	0,00	0,00	72,00 kph
[05:00 PM-05:15 PM]	70,00	93,00	83,00	0,00	90,00	0,00	0,00	0,00	72,00 kph
[05:15 PM-05:30 PM]	69,00	86,00	0,00	0,00	0,00	0,00	0,00	0,00	70,00 kph
[05:30 PM-05:45 PM]	66,00	0,00	0,00	0,00	70,00	0,00	0,00	0,00	66,00 kph
[05:45 PM-06:00 PM]	64,00	96,00	61,00	0,00	61,00	0,00	0,00	0,00	64,00 kph
[06:00 PM-06:15 PM]	67,00	80,00	0,00	0,00	0,00	0,00	0,00	70,00	67,00 kph
[06:15 PM-06:30 PM]	66,00	103,00	104,00	70,00	0,00	0,00	0,00	0,00	69,00 kph
[06:30 PM-06:45 PM]	70,00	90,00	0,00	61,00	0,00	0,00	0,00	0,00	70,00 kph
[06:45 PM-07:00 PM]	72,00	99,00	86,00	0,00	0,00	0,00	0,00	0,00	74,00 kph
[07:00 PM-07:15 PM]	75,00	80,00	70,00	51,00	61,00	0,00	0,00	0,00	74,00 kph
[07:15 PM-07:30 PM]	69,00	88,00	70,00	0,00	0,00	0,00	0,00	0,00	69,00 kph
[07:30 PM-07:45 PM]	70,00	103,00	61,00	0,00	70,00	0,00	0,00	0,00	72,00 kph
[07:45 PM-08:00 PM]	66,00	0,00	66,00	61,00	0,00	0,00	0,00	0,00	66,00 kph
Report Totals:	71.01	94.37	80.47	69.87	74.47	93.33	115.75	83.70	

**SEZIONE: A**

**CORSIA N.: P2**

**DIREZIONE: Nord**

**LOCALITA': Strada Statale n. 13  
"Terraglio"**

**PREGANZIOL (TV)**

**Nu-Metrics Traffic Analyzer Study  
Computer Generated Summary Report  
City: PREGANZIOL  
Street: SS13 TERRAGLIO**

A study of vehicle traffic was conducted with HI-STAR unit number 2810. The study was done in the P2 lane on SS13 TERRAGLIO in PREGANZIOL, IT in VENETO county. The study began on 08/09/2013 at 08:00 AM and concluded on 08/10/2013 at 08:00 PM, lasting a total of 36 hours. Data was recorded in 15 minute time periods. The total recorded volume of traffic showed 17.995 vehicles passed through the location with a peak volume of 198 on 08/09/2013 at 06:30 PM and a minimum volume of 21 on 08/10/2013 at 03:45 AM. The AADT Count for this study was 11.997.

**SPEED**

Chart 1 lists the values of the speed bins and the total traffic volume for each bin.

**Chart 1**

0 to 15	16 to 25	26 to 35	36 to 45	46 to 55	56 to 65	66 to 75	76 to 85	86 to 95	96 to 105	106 to 115	116 to 125	126 to 135	136 to 145	146 >
0	86	119	425	2592	7688	4172	1355	442	183	0	0	0	0	0

At least half of the vehicles were traveling in the 56 - 65 kph range or a lower speed. The average speed for all classified vehicles was 64 kph with 36,0 percent exceeding the posted speed of 69 kph. The HI-STAR found 100, percent of the total vehicles were traveling in excess of 88.5115 kph. The mode speed for this traffic study was 56 kph and the 85th percentile was 74,61 kph.

**CLASSIFICATION**

Chart 2 lists the values of the eight classification bins and the total traffic volume accumulated for each bin.

**Chart 2**

0,0 to 6,0	6,5 to 8,0	8,5 to 11,5	12,0 to 14,5	15,0 to 18,0	18,5 to 21,0	21,5 to 24,0	24,5 >
16454	170	219	124	78	9	4	4

Most of the vehicles classified during the study were Passenger Cars. The number of Passenger Cars in the study was 16.624 which represents 97,40 percent of the total classified vehicles. The number of Small Trucks in the study was 219 which represents 1,30 percent of the total classified vehicles. The number of Trucks/Buses in the study was 124 which represents 0,70 percent of the total classified vehicles. The number of Tractor Trailers in the study was 95 which represents 0,60 percent of the total classified vehicles.

**HEADWAY**

During the peak time period, on 08/09/2013 at 06:30 PM the average headway between the vehicles was 4,52 seconds. The slowest traffic period was on 08/10/2013 at 03:45 AM. During this slowest period, the average headway was 40,91 seconds.

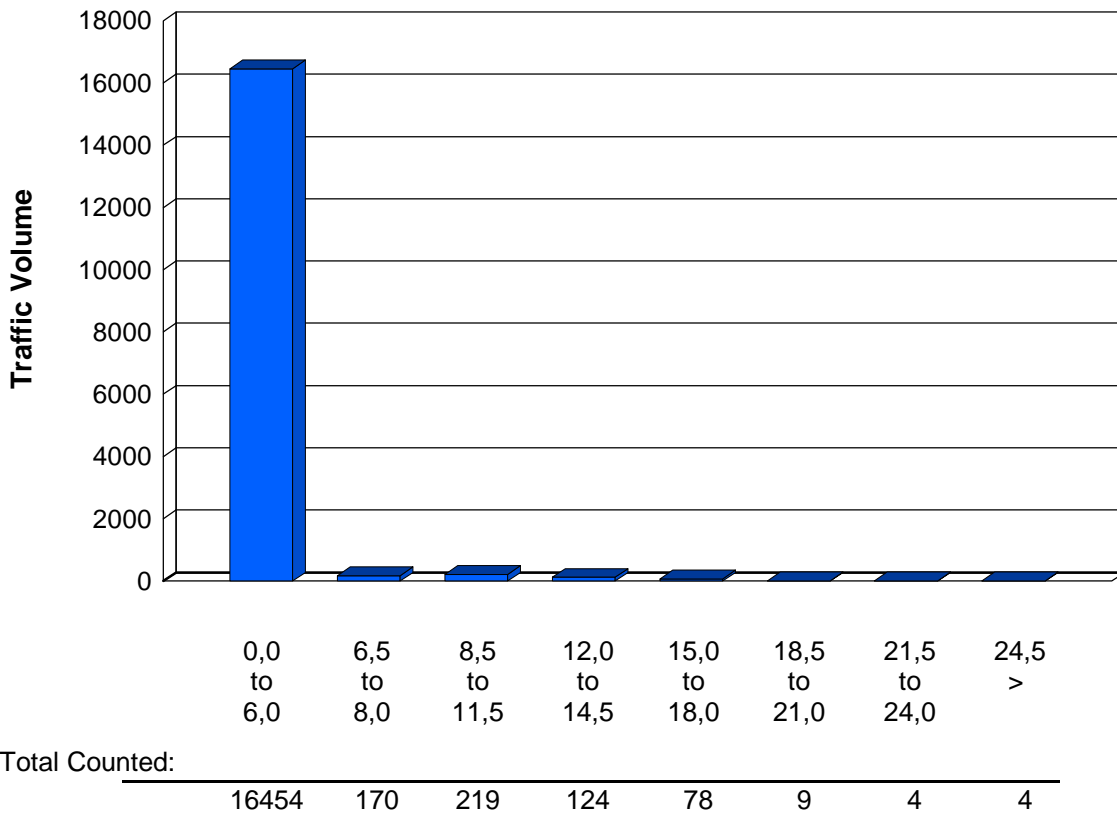
**WEATHER**

The roadway surface temperature over the period of the study varied between 25 and 44 degrees Celsius. The HI-STAR determined that the roadway surface was Dry 77,78 percent of the time.

## Class/Volume Graph

HI-Star ID: 2810	Begin: 08/09/2013 08:00 AM	End: 08/10/2013 08:00 PM
Street: SS13 TERRAGLIO	Lane: P2	Hours: 36:00
State: IT	Oper:	Period: 15
City: PREGANZIOL	Posted: 69	Raw Count: 17995
County: VENETO	AADT Factor: 1	AADT Count: 11997

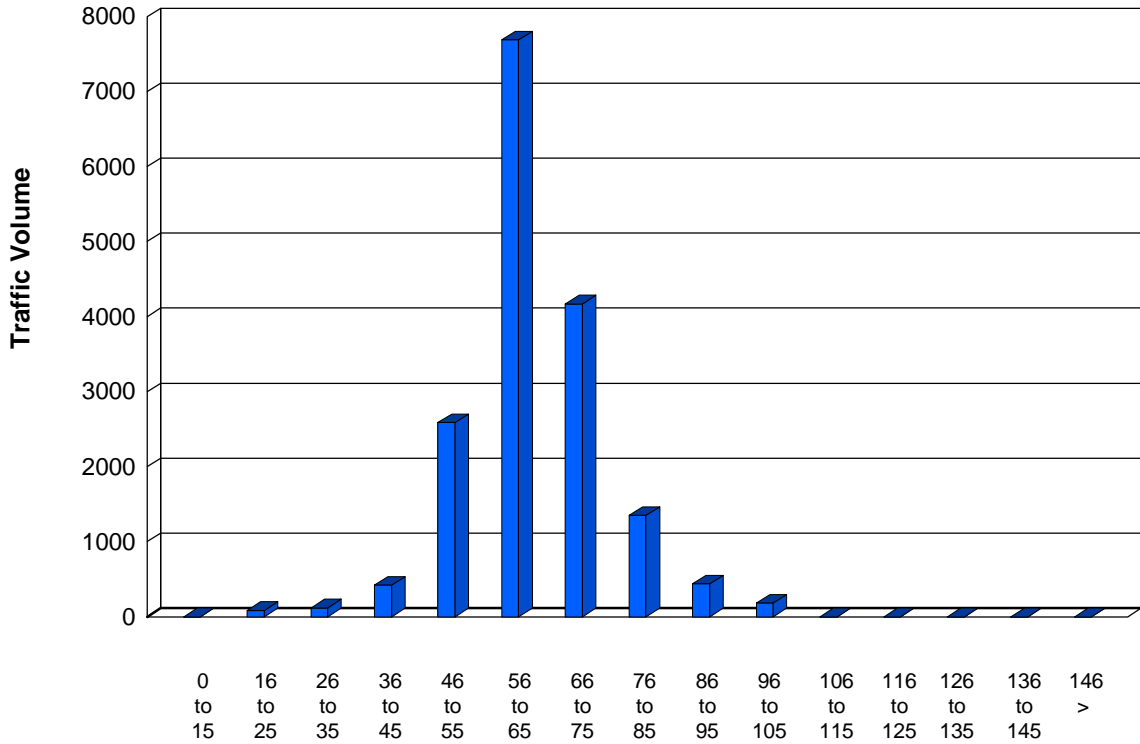
## Class/Volume Graph



## Speed/Volume Graph

HI-Star ID: 2810	Begin: 08/09/2013 08:00 AM	End: 08/10/2013 08:00 PM
Street: SS13 TERRAGLIO	Lane: P2	Hours: 36:00
State: IT	Oper:	Period: 15
City: PREGANZIOL	Posted: 69	Raw Count: 17995
County: VENETO	AADT Factor: 1	AADT Count: 11997

## Speed/Volume Graph



Report Totals:

0	119	2592	4172	442	0	0	0
86	425	7688	1355	183	0	0	0

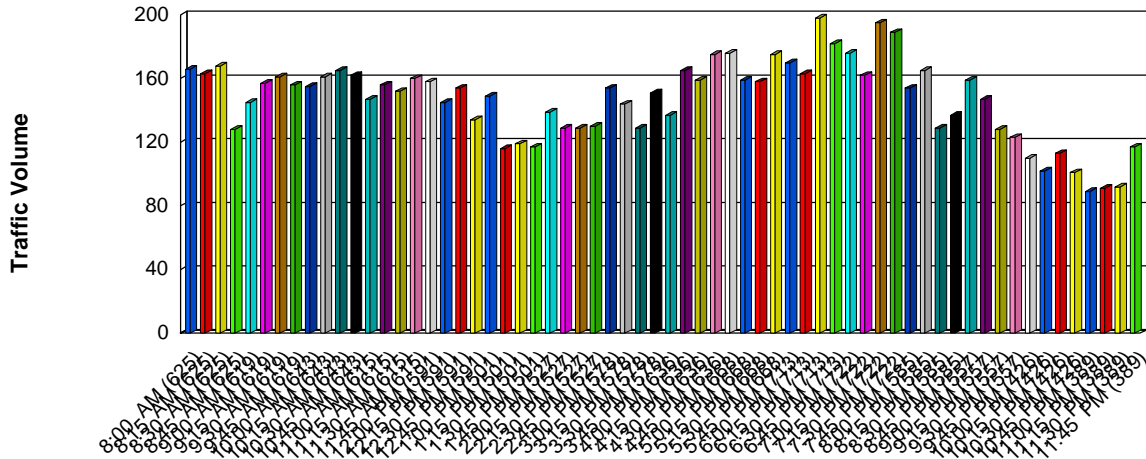


## Time/Volume Graph

HI-Star ID: 2810	Begin: 08/09/2013 08:00 AM	End: 08/10/2013 08:00 PM
Street: SS13 TERRAGLIO	Lane: P2	Hours: 36:00
State: IT	Oper:	Period: 15
City: PREGANZIOL	Posted: 69	Raw Count: 17995
County: VENETO	AADT Factor: 1	AADT Count: 11997

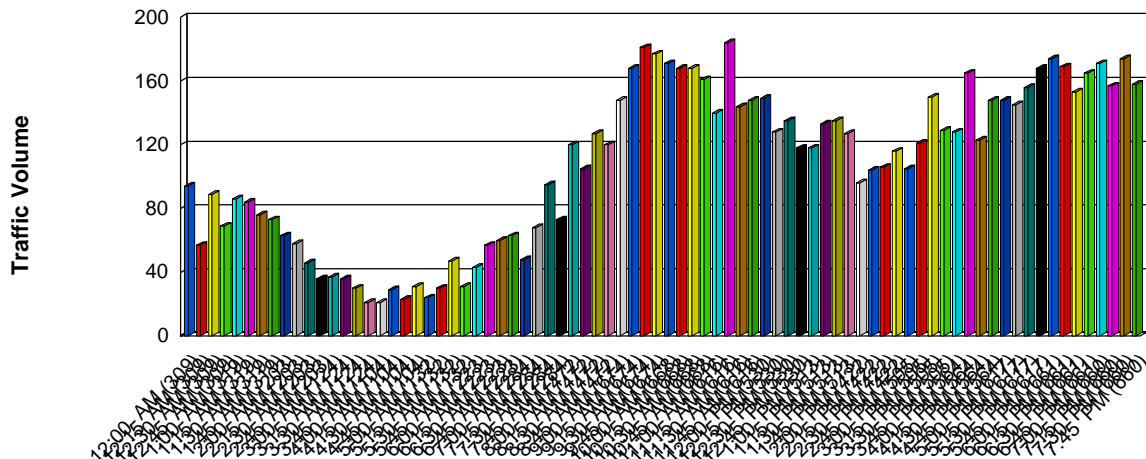
### Time/Volume Graph

For 08/09/2013



### Time/Volume Graph

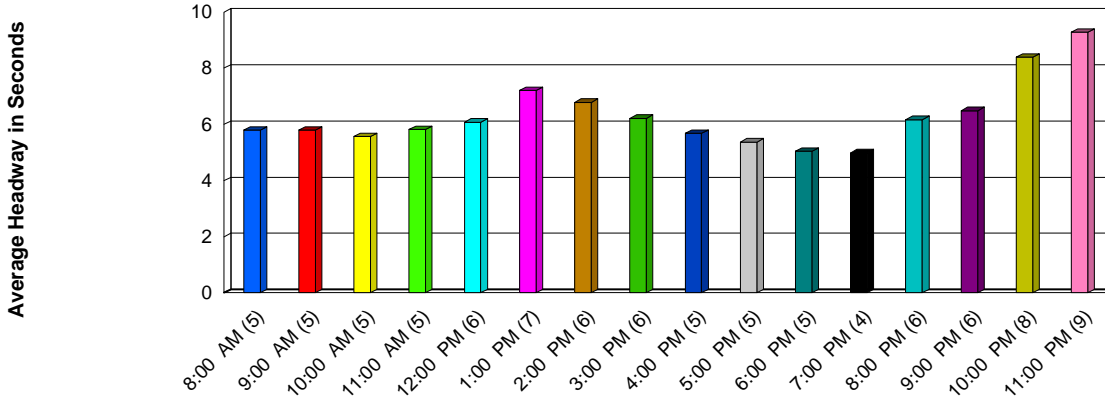
For 08/10/2013



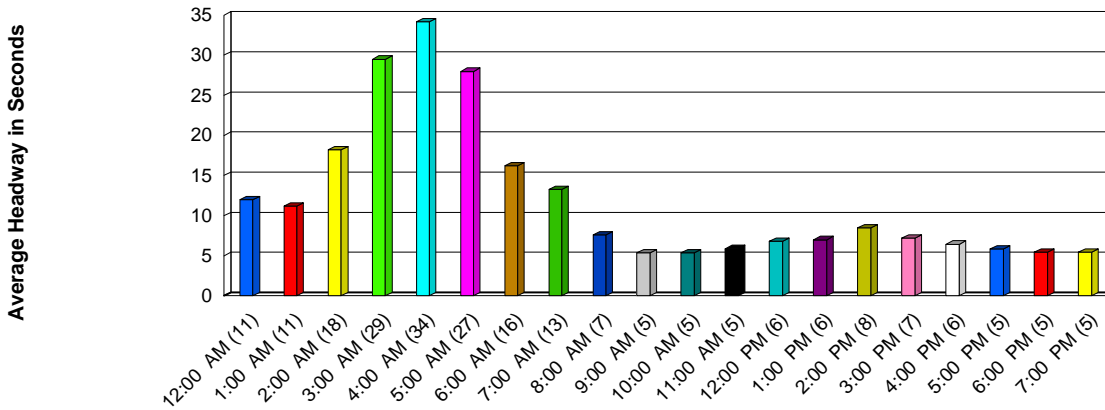
## Gap/Time Graph

HI-Star ID: 2810	Begin: 08/09/2013 08:00 AM	End: 08/10/2013 08:00 PM
Street: SS13 TERRAGLIO	Lane: P2	Hours: 36:00
State: IT	Oper:	Period: 15
City: PREGANZIOL	Posted: 69	Raw Count: 17995
County: VENETO	AADT Factor: 1	AADT Count: 11997

## Gap/Time Graph



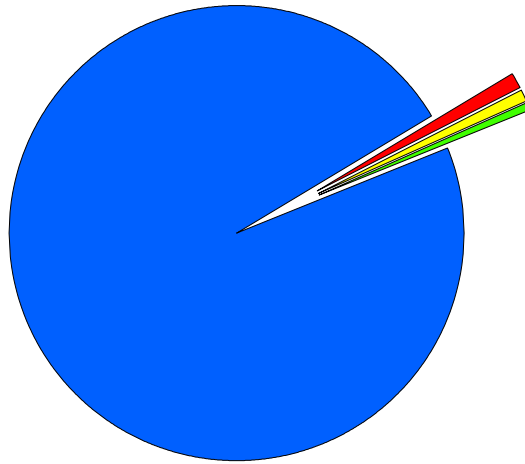
## Gap/Time Graph



**Nu-Metrics Traffic Analyzer Study  
Computer Generated Summary Report  
City: PREGANZIOL  
Street: SS13 TERRAGLIO**

---

Vehicle Percentage Graph



<span style="color: blue;">■</span> Passenger Cars	97,43%	16,624
<span style="color: red;">■</span> Small Trucks	1,28%	219
<span style="color: yellow;">■</span> Trucks/Buses	0,73%	124
<span style="color: green;">■</span> Tractor Trailers	0,56%	95

## Date/Time/Volume/Average Speed/Temperature Report

HI-Star ID: 2810 Street: SS13 TERRAGLIO State: IT City: PREGANZIOL County: VENETO	Begin: 08/09/2013 08:00 AM Lane: P2 Oper: Posted: 69 AADT Factor: 1	End: 08/10/2013 08:00 PM Hours: 36:00 Period: 15 Raw Count: 17995 AADT Count: 11997		
NC97	Count	Avg Speed	Temp	Wet/Dry

**08/09/2013**

[08:00 AM-08:15 AM]	166	61,00 kph	30 C	Dry
[08:15 AM-08:30 AM]	163	62,00 kph	30 C	Dry
[08:30 AM-08:45 AM]	168	62,00 kph	30 C	Dry
[08:45 AM-09:00 AM]	128	62,00 kph	30 C	Dry
[09:00 AM-09:15 AM]	145	64,00 kph	30 C	Dry
[09:15 AM-09:30 AM]	157	61,00 kph	30 C	Dry
[09:30 AM-09:45 AM]	161	61,00 kph	31 C	Dry
[09:45 AM-10:00 AM]	156	61,00 kph	33 C	Dry
[10:00 AM-10:15 AM]	155	61,00 kph	33 C	Dry
[10:15 AM-10:30 AM]	161	61,00 kph	33 C	Dry
[10:30 AM-10:45 AM]	165	59,00 kph	34 C	Dry
[10:45 AM-11:00 AM]	162	62,00 kph	36 C	Dry
[11:00 AM-11:15 AM]	147	62,00 kph	36 C	Dry
[11:15 AM-11:30 AM]	156	59,00 kph	37 C	Dry
[11:30 AM-11:45 AM]	152	62,00 kph	39 C	Dry
[11:45 AM-12:00 PM]	160	66,00 kph	40 C	Dry
[12:00 PM-12:15 PM]	158	64,00 kph	41 C	Dry
[12:15 PM-12:30 PM]	145	64,00 kph	42 C	Dry
[12:30 PM-12:45 PM]	154	61,00 kph	43 C	Dry
[12:45 PM-01:00 PM]	134	67,00 kph	44 C	Dry
[01:00 PM-01:15 PM]	149	66,00 kph	44 C	Dry
[01:15 PM-01:30 PM]	116	67,00 kph	42 C	Dry
[01:30 PM-01:45 PM]	119	64,00 kph	40 C	Dry
[01:45 PM-02:00 PM]	117	66,00 kph	40 C	Dry
[02:00 PM-02:15 PM]	139	67,00 kph	42 C	Dry
[02:15 PM-02:30 PM]	129	67,00 kph	42 C	Dry
[02:30 PM-02:45 PM]	129	62,00 kph	44 C	Dry
[02:45 PM-03:00 PM]	130	67,00 kph	44 C	Dry
[03:00 PM-03:15 PM]	154	64,00 kph	43 C	Dry
[03:15 PM-03:30 PM]	144	66,00 kph	42 C	Dry
[03:30 PM-03:45 PM]	129	61,00 kph	42 C	Dry
[03:45 PM-04:00 PM]	151	61,00 kph	42 C	Dry
[04:00 PM-04:15 PM]	137	64,00 kph	43 C	Dry
[04:15 PM-04:30 PM]	165	62,00 kph	42 C	Dry
[04:30 PM-04:45 PM]	159	66,00 kph	41 C	Dry
[04:45 PM-05:00 PM]	175	62,00 kph	40 C	Dry
[05:00 PM-05:15 PM]	176	62,00 kph	40 C	Dry
[05:15 PM-05:30 PM]	159	62,00 kph	40 C	Dry

## Date/Time/Volume/Average Speed/Temperature Report

NC97	Count	Avg Speed	Temp	Wet/Dry
<b>08/09/2013</b>				
[05:30 PM-05:45 PM]	158	62,00 kph	40 C	Dry
[05:45 PM-06:00 PM]	175	62,00 kph	40 C	Dry
[06:00 PM-06:15 PM]	170	64,00 kph	40 C	Dry
[06:15 PM-06:30 PM]	163	62,00 kph	40 C	Dry
[06:30 PM-06:45 PM]	198	64,00 kph	39 C	Dry
[06:45 PM-07:00 PM]	182	66,00 kph	39 C	Dry
[07:00 PM-07:15 PM]	176	64,00 kph	38 C	Dry
[07:15 PM-07:30 PM]	162	62,00 kph	37 C	Dry
[07:30 PM-07:45 PM]	195	59,00 kph	37 C	Dry
[07:45 PM-08:00 PM]	189	62,00 kph	37 C	Dry
[08:00 PM-08:15 PM]	154	62,00 kph	36 C	Dry
[08:15 PM-08:30 PM]	165	62,00 kph	36 C	Dry
[08:30 PM-08:45 PM]	129	61,00 kph	36 C	Dry
[08:45 PM-09:00 PM]	137	61,00 kph	34 C	Dry
[09:00 PM-09:15 PM]	159	61,00 kph	34 C	Dry
[09:15 PM-09:30 PM]	147	61,00 kph	34 C	Dry
[09:30 PM-09:45 PM]	128	62,00 kph	33 C	Dry
[09:45 PM-10:00 PM]	123	62,00 kph	33 C	Dry
[10:00 PM-10:15 PM]	110	62,00 kph	33 C	Dry
[10:15 PM-10:30 PM]	102	62,00 kph	33 C	Dry
[10:30 PM-10:45 PM]	113	62,00 kph	33 C	Dry
[10:45 PM-11:00 PM]	101	61,00 kph	33 C	Dry
[11:00 PM-11:15 PM]	89	61,00 kph	32 C	Dry
[11:15 PM-11:30 PM]	91	64,00 kph	32 C	Dry
[11:30 PM-11:45 PM]	92	64,00 kph	32 C	Dry
[11:45 PM-12:00 AM]	117	61,00 kph	32 C	Dry
<b>08/10/2013</b>				
[12:00 AM-12:15 AM]	94	64,00 kph	32 C	Dry
[12:15 AM-12:30 AM]	57	64,00 kph	32 C	Dry
[12:30 AM-12:45 AM]	89	64,00 kph	32 C	Dry
[12:45 AM-01:00 AM]	69	64,00 kph	31 C	Dry
[01:00 AM-01:15 AM]	86	64,00 kph	31 C	Dry
[01:15 AM-01:30 AM]	84	62,00 kph	30 C	Dry
[01:30 AM-01:45 AM]	76	64,00 kph	29 C	Dry
[01:45 AM-02:00 AM]	73	64,00 kph	29 C	Dry
[02:00 AM-02:15 AM]	63	67,00 kph	28 C	Dry
[02:15 AM-02:30 AM]	58	64,00 kph	28 C	Dry
[02:30 AM-02:45 AM]	46	69,00 kph	28 C	Wet
[02:45 AM-03:00 AM]	36	62,00 kph	27 C	Wet
[03:00 AM-03:15 AM]	37	66,00 kph	26 C	Wet
[03:15 AM-03:30 AM]	36	66,00 kph	26 C	Wet
[03:30 AM-03:45 AM]	30	72,00 kph	25 C	Wet
[03:45 AM-04:00 AM]	21	72,00 kph	25 C	Wet
[04:00 AM-04:15 AM]	21	70,00 kph	25 C	Wet
[04:15 AM-04:30 AM]	29	70,00 kph	25 C	Wet

## Date/Time/Volume/Average Speed/Temperature Report

NC97	Count	Avg Speed	Temp	Wet/Dry
<b>08/10/2013</b>				
[04:30 AM-04:45 AM]	23	70,00 kph	25 C	Wet
[04:45 AM-05:00 AM]	31	69,00 kph	25 C	Wet
[05:00 AM-05:15 AM]	24	69,00 kph	25 C	Wet
[05:15 AM-05:30 AM]	30	72,00 kph	25 C	Wet
[05:30 AM-05:45 AM]	47	70,00 kph	25 C	Wet
[05:45 AM-06:00 AM]	31	72,00 kph	25 C	Wet
[06:00 AM-06:15 AM]	43	72,00 kph	25 C	Wet
[06:15 AM-06:30 AM]	57	75,00 kph	25 C	Wet
[06:30 AM-06:45 AM]	60	72,00 kph	25 C	Wet
[06:45 AM-07:00 AM]	63	72,00 kph	25 C	Wet
[07:00 AM-07:15 AM]	48	70,00 kph	26 C	Wet
[07:15 AM-07:30 AM]	68	69,00 kph	26 C	Wet
[07:30 AM-07:45 AM]	95	69,00 kph	26 C	Wet
[07:45 AM-08:00 AM]	73	67,00 kph	26 C	Wet
[08:00 AM-08:15 AM]	120	67,00 kph	26 C	Wet
[08:15 AM-08:30 AM]	105	67,00 kph	27 C	Wet
[08:30 AM-08:45 AM]	127	64,00 kph	27 C	Wet
[08:45 AM-09:00 AM]	120	66,00 kph	27 C	Wet
[09:00 AM-09:15 AM]	148	64,00 kph	27 C	Wet
[09:15 AM-09:30 AM]	168	62,00 kph	28 C	Wet
[09:30 AM-09:45 AM]	181	62,00 kph	28 C	Wet
[09:45 AM-10:00 AM]	177	61,00 kph	29 C	Wet
[10:00 AM-10:15 AM]	171	61,00 kph	29 C	Wet
[10:15 AM-10:30 AM]	168	62,00 kph	30 C	Wet
[10:30 AM-10:45 AM]	168	64,00 kph	32 C	Dry
[10:45 AM-11:00 AM]	161	64,00 kph	33 C	Dry
[11:00 AM-11:15 AM]	140	61,00 kph	33 C	Dry
[11:15 AM-11:30 AM]	184	62,00 kph	34 C	Dry
[11:30 AM-11:45 AM]	144	62,00 kph	36 C	Dry
[11:45 AM-12:00 PM]	148	64,00 kph	36 C	Dry
[12:00 PM-12:15 PM]	149	62,00 kph	36 C	Dry
[12:15 PM-12:30 PM]	128	66,00 kph	34 C	Dry
[12:30 PM-12:45 PM]	135	62,00 kph	33 C	Dry
[12:45 PM-01:00 PM]	118	66,00 kph	33 C	Dry
[01:00 PM-01:15 PM]	118	66,00 kph	33 C	Dry
[01:15 PM-01:30 PM]	133	66,00 kph	34 C	Dry
[01:30 PM-01:45 PM]	135	67,00 kph	37 C	Dry
[01:45 PM-02:00 PM]	127	62,00 kph	39 C	Dry
[02:00 PM-02:15 PM]	96	66,00 kph	41 C	Dry
[02:15 PM-02:30 PM]	104	66,00 kph	42 C	Dry
[02:30 PM-02:45 PM]	106	69,00 kph	42 C	Dry
[02:45 PM-03:00 PM]	116	62,00 kph	42 C	Dry
[03:00 PM-03:15 PM]	105	64,00 kph	41 C	Dry
[03:15 PM-03:30 PM]	121	62,00 kph	40 C	Dry
[03:30 PM-03:45 PM]	150	64,00 kph	41 C	Dry

## Date/Time/Volume/Average Speed/Temperature Report

NC97	Count	Avg Speed	Temp	Wet/Dry
<b>08/10/2013</b>				
[03:45 PM-04:00 PM]	129	66,00 kph	42 C	Dry
[04:00 PM-04:15 PM]	128	66,00 kph	42 C	Dry
[04:15 PM-04:30 PM]	165	66,00 kph	42 C	Dry
[04:30 PM-04:45 PM]	123	67,00 kph	42 C	Dry
[04:45 PM-05:00 PM]	148	64,00 kph	42 C	Dry
[05:00 PM-05:15 PM]	148	64,00 kph	42 C	Dry
[05:15 PM-05:30 PM]	145	61,00 kph	42 C	Dry
[05:30 PM-05:45 PM]	156	64,00 kph	41 C	Dry
[05:45 PM-06:00 PM]	168	61,00 kph	41 C	Dry
[06:00 PM-06:15 PM]	174	62,00 kph	40 C	Dry
[06:15 PM-06:30 PM]	169	62,00 kph	39 C	Dry
[06:30 PM-06:45 PM]	153	62,00 kph	39 C	Dry
[06:45 PM-07:00 PM]	165	64,00 kph	39 C	Dry
[07:00 PM-07:15 PM]	171	59,00 kph	38 C	Dry
[07:15 PM-07:30 PM]	157	66,00 kph	37 C	Dry
[07:30 PM-07:45 PM]	174	61,00 kph	37 C	Dry
[07:45 PM-08:00 PM]	158	64,00 kph	36 C	Dry

## Date/Time/Volume/Average Headway Report

HI-Star ID: 2810	Begin: 08/09/2013 08:00 AM	End: 08/10/2013 08:00 PM
Street: SS13 TERRAGLIO	Lane: P2	Hours: 36:00
State: IT	Oper:	Period: 15
City: PREGANZIOL	Posted: 69	Raw Count: 17995
County: VENETO	AADT Factor: 1	AADT Count: 11997

NC97	Volume	Avg Headway (Seconds)
------	--------	-----------------------

**08/09/2013**

[08:00 AM-08:15 AM]	166	5.390
[08:15 AM-08:30 AM]	163	5.490
[08:30 AM-08:45 AM]	168	5.330
[08:45 AM-09:00 AM]	128	6.980
[09:00 AM-09:15 AM]	145	6.160
[09:15 AM-09:30 AM]	157	5.700
[09:30 AM-09:45 AM]	161	5.560
[09:45 AM-10:00 AM]	156	5.730
[10:00 AM-10:15 AM]	155	5.770
[10:15 AM-10:30 AM]	161	5.560
[10:30 AM-10:45 AM]	165	5.420
[10:45 AM-11:00 AM]	162	5.520
[11:00 AM-11:15 AM]	147	6.080
[11:15 AM-11:30 AM]	156	5.730
[11:30 AM-11:45 AM]	152	5.880
[11:45 AM-12:00 PM]	160	5.590
[12:00 PM-12:15 PM]	158	5.660
[12:15 PM-12:30 PM]	145	6.160
[12:30 PM-12:45 PM]	154	5.810
[12:45 PM-01:00 PM]	134	6.670
[01:00 PM-01:15 PM]	149	6.000
[01:15 PM-01:30 PM]	116	7.690
[01:30 PM-01:45 PM]	119	7.500
[01:45 PM-02:00 PM]	117	7.630
[02:00 PM-02:15 PM]	139	6.430
[02:15 PM-02:30 PM]	129	6.920
[02:30 PM-02:45 PM]	129	6.920
[02:45 PM-03:00 PM]	130	6.870
[03:00 PM-03:15 PM]	154	5.810
[03:15 PM-03:30 PM]	144	6.210
[03:30 PM-03:45 PM]	129	6.920
[03:45 PM-04:00 PM]	151	5.920
[04:00 PM-04:15 PM]	137	6.520
[04:15 PM-04:30 PM]	165	5.420
[04:30 PM-04:45 PM]	159	5.630
[04:45 PM-05:00 PM]	175	5.110
[05:00 PM-05:15 PM]	176	5.080



NC97	Volume	Avg Headway (Seconds)
<b>08/09/2013</b>		
[05:15 PM-05:30 PM]	159	5.630
[05:30 PM-05:45 PM]	158	5.660
[05:45 PM-06:00 PM]	175	5.110
[06:00 PM-06:15 PM]	170	5.260
[06:15 PM-06:30 PM]	163	5.490
[06:30 PM-06:45 PM]	198	4.520
[06:45 PM-07:00 PM]	182	4.920
[07:00 PM-07:15 PM]	176	5.080
[07:15 PM-07:30 PM]	162	5.520
[07:30 PM-07:45 PM]	195	4.590
[07:45 PM-08:00 PM]	189	4.740
[08:00 PM-08:15 PM]	154	5.810
[08:15 PM-08:30 PM]	165	5.420
[08:30 PM-08:45 PM]	129	6.920
[08:45 PM-09:00 PM]	137	6.520
[09:00 PM-09:15 PM]	159	5.630
[09:15 PM-09:30 PM]	147	6.080
[09:30 PM-09:45 PM]	128	6.980
[09:45 PM-10:00 PM]	123	7.260
[10:00 PM-10:15 PM]	110	8.110
[10:15 PM-10:30 PM]	102	8.740
[10:30 PM-10:45 PM]	113	7.890
[10:45 PM-11:00 PM]	101	8.820
[11:00 PM-11:15 PM]	89	10.000
[11:15 PM-11:30 PM]	91	9.780
[11:30 PM-11:45 PM]	92	9.680
[11:45 PM-12:00 AM]	117	7.630
<b>08/10/2013</b>		
[12:00 AM-12:15 AM]	94	9.470
[12:15 AM-12:30 AM]	57	15.520
[12:30 AM-12:45 AM]	89	10.000
[12:45 AM-01:00 AM]	69	12.860
[01:00 AM-01:15 AM]	86	10.340
[01:15 AM-01:30 AM]	84	10.590
[01:30 AM-01:45 AM]	76	11.690
[01:45 AM-02:00 AM]	73	12.160
[02:00 AM-02:15 AM]	63	14.060
[02:15 AM-02:30 AM]	58	15.250
[02:30 AM-02:45 AM]	46	19.150
[02:45 AM-03:00 AM]	36	24.320
[03:00 AM-03:15 AM]	37	23.680
[03:15 AM-03:30 AM]	36	24.320
[03:30 AM-03:45 AM]	30	29.030
[03:45 AM-04:00 AM]	21	40.910
[04:00 AM-04:15 AM]	21	40.910

NC97	Volume	Avg Headway (Seconds)
------	--------	-----------------------

08/10/2013

[04:15 AM-04:30 AM]	29	30.000
[04:30 AM-04:45 AM]	23	37.500
[04:45 AM-05:00 AM]	31	28.130
[05:00 AM-05:15 AM]	24	36.000
[05:15 AM-05:30 AM]	30	29.030
[05:30 AM-05:45 AM]	47	18.750
[05:45 AM-06:00 AM]	31	28.130
[06:00 AM-06:15 AM]	43	20.450
[06:15 AM-06:30 AM]	57	15.520
[06:30 AM-06:45 AM]	60	14.750
[06:45 AM-07:00 AM]	63	14.060
[07:00 AM-07:15 AM]	48	18.370
[07:15 AM-07:30 AM]	68	13.040
[07:30 AM-07:45 AM]	95	9.380
[07:45 AM-08:00 AM]	73	12.160
[08:00 AM-08:15 AM]	120	7.440
[08:15 AM-08:30 AM]	105	8.490
[08:30 AM-08:45 AM]	127	7.030
[08:45 AM-09:00 AM]	120	7.440
[09:00 AM-09:15 AM]	148	6.040
[09:15 AM-09:30 AM]	168	5.330
[09:30 AM-09:45 AM]	181	4.950
[09:45 AM-10:00 AM]	177	5.060
[10:00 AM-10:15 AM]	171	5.230
[10:15 AM-10:30 AM]	168	5.330
[10:30 AM-10:45 AM]	168	5.330
[10:45 AM-11:00 AM]	161	5.560
[11:00 AM-11:15 AM]	140	6.380
[11:15 AM-11:30 AM]	184	4.860
[11:30 AM-11:45 AM]	144	6.210
[11:45 AM-12:00 PM]	148	6.040
[12:00 PM-12:15 PM]	149	6.000
[12:15 PM-12:30 PM]	128	6.980
[12:30 PM-12:45 PM]	135	6.620
[12:45 PM-01:00 PM]	118	7.560
[01:00 PM-01:15 PM]	118	7.560
[01:15 PM-01:30 PM]	133	6.720
[01:30 PM-01:45 PM]	135	6.620
[01:45 PM-02:00 PM]	127	7.030
[02:00 PM-02:15 PM]	96	9.280
[02:15 PM-02:30 PM]	104	8.570
[02:30 PM-02:45 PM]	106	8.410
[02:45 PM-03:00 PM]	116	7.690
[03:00 PM-03:15 PM]	105	8.490
[03:15 PM-03:30 PM]	121	7.380

NC97	Volume	Avg Headway (Seconds)
<b>08/10/2013</b>		
[03:30 PM-03:45 PM]	150	5.960
[03:45 PM-04:00 PM]	129	6.920
[04:00 PM-04:15 PM]	128	6.980
[04:15 PM-04:30 PM]	165	5.420
[04:30 PM-04:45 PM]	123	7.260
[04:45 PM-05:00 PM]	148	6.040
[05:00 PM-05:15 PM]	148	6.040
[05:15 PM-05:30 PM]	145	6.160
[05:30 PM-05:45 PM]	156	5.730
[05:45 PM-06:00 PM]	168	5.330
[06:00 PM-06:15 PM]	174	5.140
[06:15 PM-06:30 PM]	169	5.290
[06:30 PM-06:45 PM]	153	5.840
[06:45 PM-07:00 PM]	165	5.420
[07:00 PM-07:15 PM]	171	5.230
[07:15 PM-07:30 PM]	157	5.700
[07:30 PM-07:45 PM]	174	5.140
[07:45 PM-08:00 PM]	158	5.660

## Time/Class Report

HI-Star ID: 2810 Street: SS13 TERRAGLIO State: IT City: PREGANZIOL County: VENETO	Begin: 08/09/2013 08:00 AM Lane: P2 Oper: Posted: 69 AADT Factor: 1	End: 08/10/2013 08:00 PM Hours: 36:00 Period: 15 AADT Count: 11997 Raw Count: 17995							
NC97 - Meters	0,0 to 6,0	6,5 to 8,0	8,5 to 11,5	12,0 to 14,5	15,0 to 18,0	18,5 to 21,0	21,5 to 24,0	24,5 >	Total

### 08/09/2013

[08:00 AM-08:15 AM]	141	3	5	2	1	0	0	0	152
[08:15 AM-08:30 AM]	140	3	7	2	0	0	0	0	152
[08:30 AM-08:45 AM]	148	5	1	0	2	0	0	0	156
[08:45 AM-09:00 AM]	112	2	5	0	0	0	0	0	119
	541	13	18	4	3	0	0	0	579
[09:00 AM-09:15 AM]	126	3	4	2	1	0	1	0	137
[09:15 AM-09:30 AM]	138	3	5	0	3	0	0	0	149
[09:30 AM-09:45 AM]	143	5	4	2	0	0	0	0	154
[09:45 AM-10:00 AM]	141	2	2	1	1	0	0	0	147
	548	13	15	5	5	0	1	0	587
[10:00 AM-10:15 AM]	136	3	4	1	1	0	0	0	145
[10:15 AM-10:30 AM]	144	0	1	1	2	0	0	0	148
[10:30 AM-10:45 AM]	149	1	2	3	0	0	0	0	155
[10:45 AM-11:00 AM]	141	3	3	1	3	0	0	0	151
	570	7	10	6	6	0	0	0	599
[11:00 AM-11:15 AM]	127	1	2	1	3	0	0	0	134
[11:15 AM-11:30 AM]	136	0	3	2	1	0	0	0	142
[11:30 AM-11:45 AM]	135	5	3	0	0	0	0	0	143
[11:45 AM-12:00 PM]	146	3	0	3	0	0	0	0	152
	544	9	8	6	4	0	0	0	571
[12:00 PM-12:15 PM]	140	1	1	1	3	0	0	0	146
[12:15 PM-12:30 PM]	130	8	1	0	1	0	0	0	140
[12:30 PM-12:45 PM]	130	1	6	1	0	0	0	0	138
[12:45 PM-01:00 PM]	118	1	3	1	3	1	0	0	127
	518	11	11	3	7	1	0	0	551
[01:00 PM-01:15 PM]	132	4	3	1	0	0	0	0	140
[01:15 PM-01:30 PM]	108	0	1	2	0	0	0	0	111
[01:30 PM-01:45 PM]	101	2	3	0	2	1	1	1	111
[01:45 PM-02:00 PM]	101	2	1	3	1	0	0	0	108
	442	8	8	6	3	1	1	1	470

## Time/Class Report

NC97 - Meters	0,0 to 6,0	6,5 to 8,0	8,5 to 11,5	12,0 to 14,5	15,0 to 18,0	18,5 to 21,0	21,5 to 24,0	24,5 >	Total
<b>08/09/2013</b>									
[02:00 PM-02:15 PM]	122	2	4	3	2	0	0	0	133
[02:15 PM-02:30 PM]	120	3	1	1	1	0	0	0	126
[02:30 PM-02:45 PM]	120	0	1	2	0	0	0	0	123
[02:45 PM-03:00 PM]	121	2	1	0	0	0	0	0	124
	483	7	7	6	3	0	0	0	506
[03:00 PM-03:15 PM]	144	1	2	0	2	0	0	0	149
[03:15 PM-03:30 PM]	137	1	0	2	0	0	0	0	140
[03:30 PM-03:45 PM]	112	1	4	3	0	0	0	0	120
[03:45 PM-04:00 PM]	134	3	0	1	1	0	0	0	139
	527	6	6	6	3	0	0	0	548
[04:00 PM-04:15 PM]	130	1	1	0	1	0	0	1	134
[04:15 PM-04:30 PM]	154	0	2	2	0	0	0	0	158
[04:30 PM-04:45 PM]	146	4	0	1	2	0	0	0	153
[04:45 PM-05:00 PM]	163	0	0	3	0	0	0	0	166
	593	5	3	6	3	0	0	1	611
[05:00 PM-05:15 PM]	166	0	4	1	0	0	0	0	171
[05:15 PM-05:30 PM]	151	1	0	1	0	0	0	0	153
[05:30 PM-05:45 PM]	150	0	2	0	0	0	0	0	152
[05:45 PM-06:00 PM]	165	0	1	0	1	0	0	0	167
	632	1	7	2	1	0	0	0	643
[06:00 PM-06:15 PM]	159	1	0	4	0	0	1	0	165
[06:15 PM-06:30 PM]	155	1	1	2	0	0	0	0	159
[06:30 PM-06:45 PM]	186	1	2	2	1	0	0	0	192
[06:45 PM-07:00 PM]	169	1	1	0	1	0	0	0	172
	669	4	4	8	2	0	1	0	688
[07:00 PM-07:15 PM]	169	1	1	1	0	0	0	0	172
[07:15 PM-07:30 PM]	150	0	2	3	1	0	0	1	157
[07:30 PM-07:45 PM]	176	1	4	1	1	0	0	0	183
[07:45 PM-08:00 PM]	173	2	2	2	1	0	0	0	180
	668	4	9	7	3	0	0	1	692
[08:00 PM-08:15 PM]	134	4	3	0	1	0	0	0	142
[08:15 PM-08:30 PM]	150	1	2	0	0	0	0	0	153
[08:30 PM-08:45 PM]	121	1	1	2	0	0	0	0	125
[08:45 PM-09:00 PM]	127	2	1	1	0	0	0	0	131
	532	8	7	3	1	0	0	0	551

### Time/Class Report

NC97 - Meters	0,0 to 6,0	6,5 to 8,0	8,5 to 11,5	12,0 to 14,5	15,0 to 18,0	18,5 to 21,0	21,5 to 24,0	24,5 >	Total
<b>08/09/2013</b>									
[09:00 PM-09:15 PM]	149	0	2	0	0	0	0	0	151
[09:15 PM-09:30 PM]	141	0	1	2	0	0	0	0	144
[09:30 PM-09:45 PM]	120	0	0	2	0	0	1	0	123
[09:45 PM-10:00 PM]	113	1	2	0	0	0	0	0	116
	523	1	5	4	0	0	1	0	534
[10:00 PM-10:15 PM]	106	0	0	0	0	0	0	0	106
[10:15 PM-10:30 PM]	97	0	0	0	0	0	0	0	97
[10:30 PM-10:45 PM]	110	0	0	1	0	0	0	0	111
[10:45 PM-11:00 PM]	94	1	0	1	0	0	0	0	96
	407	1	0	2	0	0	0	0	410
[11:00 PM-11:15 PM]	85	1	0	0	0	0	0	0	86
[11:15 PM-11:30 PM]	87	0	0	0	0	0	0	0	87
[11:30 PM-11:45 PM]	82	1	1	0	1	0	0	0	85
[11:45 PM-12:00 AM]	109	0	1	0	2	0	0	0	112
	363	2	2	0	3	0	0	0	370
Daily Totals:	8560	100	120	74	47	2	4	3	8910
<b>08/10/2013</b>									
[12:00 AM-12:15 AM]	90	0	0	0	0	1	0	0	91
[12:15 AM-12:30 AM]	54	0	0	0	0	0	0	0	54
[12:30 AM-12:45 AM]	81	0	1	0	0	0	0	0	82
[12:45 AM-01:00 AM]	61	1	1	1	0	0	0	0	64
	286	1	2	1	0	1	0	0	291
[01:00 AM-01:15 AM]	80	1	1	2	0	0	0	0	84
[01:15 AM-01:30 AM]	80	0	0	1	1	0	0	0	82
[01:30 AM-01:45 AM]	70	0	0	0	2	0	0	0	72
[01:45 AM-02:00 AM]	71	0	0	0	0	0	0	0	71
	301	1	1	3	3	0	0	0	309
[02:00 AM-02:15 AM]	59	1	0	0	0	0	0	0	60
[02:15 AM-02:30 AM]	53	2	1	2	0	0	0	0	58
[02:30 AM-02:45 AM]	43	2	1	0	0	0	0	0	46
[02:45 AM-03:00 AM]	33	0	0	1	1	0	0	0	35
	188	5	2	3	1	0	0	0	199
[03:00 AM-03:15 AM]	35	0	0	0	0	0	0	0	35
[03:15 AM-03:30 AM]	33	0	1	0	1	0	0	0	35
[03:30 AM-03:45 AM]	29	1	0	0	0	0	0	0	30
[03:45 AM-04:00 AM]	20	1	0	0	0	0	0	0	21
	117	2	1	0	1	0	0	0	121

## Time/Class Report

NC97 - Meters	0,0 to 6,0	6,5 to 8,0	8,5 to 11,5	12,0 to 14,5	15,0 to 18,0	18,5 to 21,0	21,5 to 24,0	24,5 >	Total
<b>08/10/2013</b>									
[04:00 AM-04:15 AM]	17	2	0	0	0	1	0	0	20
[04:15 AM-04:30 AM]	27	0	0	0	1	0	0	0	28
[04:30 AM-04:45 AM]	21	0	0	0	0	0	0	0	21
[04:45 AM-05:00 AM]	28	0	0	0	1	0	0	0	29
	93	2	0	0	2	1	0	0	98
[05:00 AM-05:15 AM]	20	1	1	0	1	0	0	0	23
[05:15 AM-05:30 AM]	26	1	1	0	0	0	0	0	28
[05:30 AM-05:45 AM]	41	1	0	0	3	0	0	0	45
[05:45 AM-06:00 AM]	27	1	0	0	1	0	0	0	29
	114	4	2	0	5	0	0	0	125
[06:00 AM-06:15 AM]	38	2	1	0	0	0	0	0	41
[06:15 AM-06:30 AM]	50	3	0	0	1	0	0	0	54
[06:30 AM-06:45 AM]	53	1	2	0	1	0	0	0	57
[06:45 AM-07:00 AM]	57	1	0	2	0	0	0	0	60
	198	7	3	2	2	0	0	0	212
[07:00 AM-07:15 AM]	40	1	4	1	0	0	0	0	46
[07:15 AM-07:30 AM]	63	0	3	0	1	0	0	0	67
[07:30 AM-07:45 AM]	85	1	3	2	0	0	0	0	91
[07:45 AM-08:00 AM]	67	0	2	2	0	0	0	0	71
	255	2	12	5	1	0	0	0	275
[08:00 AM-08:15 AM]	108	2	3	1	1	0	0	0	115
[08:15 AM-08:30 AM]	92	2	3	1	0	0	0	0	98
[08:30 AM-08:45 AM]	114	0	1	2	1	1	0	0	119
[08:45 AM-09:00 AM]	110	2	2	1	0	0	0	0	115
	424	6	9	5	2	1	0	0	447
[09:00 AM-09:15 AM]	133	1	5	0	0	0	0	0	139
[09:15 AM-09:30 AM]	153	0	0	1	3	0	0	0	157
[09:30 AM-09:45 AM]	167	2	3	1	0	0	0	0	173
[09:45 AM-10:00 AM]	168	1	1	1	0	0	0	0	171
	621	4	9	3	3	0	0	0	640
[10:00 AM-10:15 AM]	161	1	1	1	0	0	0	0	164
[10:15 AM-10:30 AM]	151	0	5	3	1	0	0	0	160
[10:30 AM-10:45 AM]	159	0	2	0	0	0	0	0	161
[10:45 AM-11:00 AM]	147	1	2	0	0	0	0	0	150
	618	2	10	4	1	0	0	0	635

### Time/Class Report

NC97 - Meters	0,0 to 6,0	6,5 to 8,0	8,5 to 11,5	12,0 to 14,5	15,0 to 18,0	18,5 to 21,0	21,5 to 24,0	24,5 >	Total
<b>08/10/2013</b>									
[11:00 AM-11:15 AM]	131	1	2	0	0	0	0	0	134
[11:15 AM-11:30 AM]	168	2	4	2	2	0	0	0	178
[11:30 AM-11:45 AM]	129	1	0	0	1	1	0	0	132
[11:45 AM-12:00 PM]	139	3	0	0	0	0	0	0	142
	567	7	6	2	3	1	0	0	586
[12:00 PM-12:15 PM]	132	0	1	2	0	0	0	0	135
[12:15 PM-12:30 PM]	114	0	2	0	0	1	0	0	117
[12:30 PM-12:45 PM]	122	0	3	1	0	0	0	0	126
[12:45 PM-01:00 PM]	109	1	1	0	0	0	0	0	111
	477	1	7	3	0	1	0	0	489
[01:00 PM-01:15 PM]	110	1	0	0	1	2	0	0	114
[01:15 PM-01:30 PM]	119	1	1	1	0	0	0	0	122
[01:30 PM-01:45 PM]	125	0	2	0	0	0	0	1	128
[01:45 PM-02:00 PM]	113	4	1	0	1	0	0	0	119
	467	6	4	1	2	2	0	1	483
[02:00 PM-02:15 PM]	88	1	3	1	0	0	0	0	93
[02:15 PM-02:30 PM]	95	1	1	0	1	0	0	0	98
[02:30 PM-02:45 PM]	95	1	3	0	0	0	0	0	99
[02:45 PM-03:00 PM]	111	1	0	1	1	0	0	0	114
	389	4	7	2	2	0	0	0	404
[03:00 PM-03:15 PM]	92	1	2	1	0	0	0	0	96
[03:15 PM-03:30 PM]	115	0	0	2	0	0	0	0	117
[03:30 PM-03:45 PM]	144	2	1	1	0	0	0	0	148
[03:45 PM-04:00 PM]	126	0	0	0	0	0	0	0	126
	477	3	3	4	0	0	0	0	487
[04:00 PM-04:15 PM]	112	1	1	2	0	0	0	0	116
[04:15 PM-04:30 PM]	156	0	2	0	1	0	0	0	159
[04:30 PM-04:45 PM]	110	1	1	0	0	0	0	0	112
[04:45 PM-05:00 PM]	138	1	1	0	0	0	0	0	140
	516	3	5	2	1	0	0	0	527
[05:00 PM-05:15 PM]	137	1	2	1	0	0	0	0	141
[05:15 PM-05:30 PM]	129	0	1	1	0	0	0	0	131
[05:30 PM-05:45 PM]	143	2	3	0	0	0	0	0	148
[05:45 PM-06:00 PM]	160	1	0	0	1	0	0	0	162
	569	4	6	2	1	0	0	0	582



### Time/Class Report

	0,0 to 6,0	6,5 to 8,0	8,5 to 11,5	12,0 to 14,5	15,0 to 18,0	18,5 to 21,0	21,5 to 24,0	24,5 >	Total
--	------------------	------------------	-------------------	--------------------	--------------------	--------------------	--------------------	-----------	-------

**08/10/2013**

[06:00 PM-06:15 PM]	159	0	1	0	0	0	0	0	160
[06:15 PM-06:30 PM]	158	0	1	1	0	0	0	0	160
[06:30 PM-06:45 PM]	141	2	1	1	0	0	0	0	145
[06:45 PM-07:00 PM]	150	2	0	1	0	0	0	0	153
	608	4	3	3	0	0	0	0	618

[07:00 PM-07:15 PM]	157	1	2	2	0	0	0	0	162
[07:15 PM-07:30 PM]	144	1	1	0	0	0	0	0	146
[07:30 PM-07:45 PM]	164	0	2	1	1	0	0	0	168
[07:45 PM-08:00 PM]	144	0	2	2	0	0	0	0	148
	609	2	7	5	1	0	0	0	624

Daily Totals:      7894      70      99      50      31      7      0      1      8152

Report Totals:      16454      170      219      124      78      9      4      4      17062

Report Percentages:      96.44%      1.00%      1.28%      0.73%      0.46%      0.05%      0.02%      0.02%

## Time/Speed Report

HI-Star ID: 2810	Begin: 08/09/2013 08:00 AM	End: 08/10/2013 08:00 PM
Street: SS13 TERRAGLIO	Lane: P2	Hours: 36:00
State: IT	Oper:	Period: 15
City: PREGANZIOL	Posted: 69	Raw Count: 17995
County: VENETO	AADT Factor: 1	AADT Count: 11997

	0 to 15	16 to 25	26 to 35	36 to 45	46 to 55	56 to 65	66 to 75	76 to 85	86 to 95	96 to 105	106 to 115	116 to 125	126 to 135	136 to 145	146 >	Total
--	---------	----------	----------	----------	----------	----------	----------	----------	----------	-----------	------------	------------	------------	------------	-------	-------

### 08/09/2013

[08:00 AM-08:15 AM]	0	2	1	6	38	69	23	11	1	1	0	0	0	0	0	152
[08:15 AM-08:30 AM]	0	0	0	7	33	71	22	11	6	2	0	0	0	0	0	152
[08:30 AM-08:45 AM]	0	1	0	3	25	81	33	10	1	2	0	0	0	0	0	156
[08:45 AM-09:00 AM]	0	0	2	2	21	60	25	6	2	1	0	0	0	0	0	119
	0	3	3	18	117	281	103	38	10	6	0	0	0	0	0	579
[09:00 AM-09:15 AM]	0	0	0	2	21	76	24	8	4	2	0	0	0	0	0	137
[09:15 AM-09:30 AM]	0	1	1	1	50	60	29	1	4	2	0	0	0	0	0	149
[09:30 AM-09:45 AM]	0	3	2	4	37	70	24	9	5	0	0	0	0	0	0	154
[09:45 AM-10:00 AM]	0	0	0	5	30	78	22	10	2	0	0	0	0	0	0	147
	0	4	3	12	138	284	99	28	15	4	0	0	0	0	0	587
[10:00 AM-10:15 AM]	0	0	0	8	30	78	20	8	1	0	0	0	0	0	0	145
[10:15 AM-10:30 AM]	0	0	1	5	37	67	29	7	2	0	0	0	0	0	0	148
[10:30 AM-10:45 AM]	0	1	2	4	49	67	24	5	2	1	0	0	0	0	0	155
[10:45 AM-11:00 AM]	0	1	1	8	24	67	38	8	3	1	0	0	0	0	0	151
	0	2	4	25	140	279	111	28	8	2	0	0	0	0	0	599
[11:00 AM-11:15 AM]	0	1	0	3	22	62	33	11	2	0	0	0	0	0	0	134
[11:15 AM-11:30 AM]	0	2	1	9	24	73	27	6	0	0	0	0	0	0	0	142
[11:30 AM-11:45 AM]	0	1	0	5	25	68	33	9	2	0	0	0	0	0	0	143
[11:45 AM-12:00 PM]	0	1	1	2	8	83	33	18	4	2	0	0	0	0	0	152
	0	5	2	19	79	286	126	44	8	2	0	0	0	0	0	571
[12:00 PM-12:15 PM]	0	0	0	5	19	70	40	7	3	2	0	0	0	0	0	146
[12:15 PM-12:30 PM]	0	0	2	2	19	73	31	7	5	1	0	0	0	0	0	140
[12:30 PM-12:45 PM]	0	0	1	15	16	68	27	6	4	1	0	0	0	0	0	138
[12:45 PM-01:00 PM]	0	0	0	1	5	60	46	9	3	3	0	0	0	0	0	127
	0	0	3	23	59	271	144	29	15	7	0	0	0	0	0	551
[01:00 PM-01:15 PM]	0	1	0	11	15	46	43	16	5	3	0	0	0	0	0	140
[01:15 PM-01:30 PM]	0	0	0	1	10	48	28	18	5	1	0	0	0	0	0	111
[01:30 PM-01:45 PM]	0	1	1	0	10	50	37	10	2	0	0	0	0	0	0	111
[01:45 PM-02:00 PM]	0	0	0	0	14	49	28	10	6	1	0	0	0	0	0	108
	0	2	1	12	49	193	136	54	18	5	0	0	0	0	0	470

## Time/Speed Report

NC97 - kph	0 to 15	16 to 25	26 to 35	36 to 45	46 to 55	56 to 65	66 to 75	76 to 85	86 to 95	96 to 105	106 to 115	116 to 125	126 to 135	136 to 145	146 >	Total
<b>08/09/2013</b>																
[02:00 PM-02:15 PM]	0	1	0	2	4	44	63	15	2	2	0	0	0	0	0	133
[02:15 PM-02:30 PM]	0	0	0	1	12	56	33	15	6	3	0	0	0	0	0	126
[02:30 PM-02:45 PM]	0	2	1	7	20	47	32	8	4	2	0	0	0	0	0	123
[02:45 PM-03:00 PM]	0	0	0	2	11	47	32	23	8	1	0	0	0	0	0	124
	0	3	1	12	47	194	160	61	20	8	0	0	0	0	0	506
[03:00 PM-03:15 PM]	0	1	2	13	16	56	34	19	5	3	0	0	0	0	0	149
[03:15 PM-03:30 PM]	0	3	1	1	12	59	40	16	7	1	0	0	0	0	0	140
[03:30 PM-03:45 PM]	0	1	3	11	19	50	27	4	3	2	0	0	0	0	0	120
[03:45 PM-04:00 PM]	0	0	1	7	20	74	29	7	1	0	0	0	0	0	0	139
	0	5	7	32	67	239	130	46	16	6	0	0	0	0	0	548
[04:00 PM-04:15 PM]	0	0	1	2	26	53	38	8	5	1	0	0	0	0	0	134
[04:15 PM-04:30 PM]	0	2	2	6	34	63	35	9	6	1	0	0	0	0	0	158
[04:30 PM-04:45 PM]	0	0	1	5	15	70	39	15	3	5	0	0	0	0	0	153
[04:45 PM-05:00 PM]	0	0	6	8	14	85	34	15	3	1	0	0	0	0	0	166
	0	2	10	21	89	271	146	47	17	8	0	0	0	0	0	611
[05:00 PM-05:15 PM]	0	1	2	4	31	89	28	12	2	2	0	0	0	0	0	171
[05:15 PM-05:30 PM]	0	2	1	3	19	77	37	9	2	3	0	0	0	0	0	153
[05:30 PM-05:45 PM]	0	1	1	7	26	70	35	8	3	1	0	0	0	0	0	152
[05:45 PM-06:00 PM]	0	1	2	3	22	98	32	5	3	1	0	0	0	0	0	167
	0	5	6	17	98	334	132	34	10	7	0	0	0	0	0	643
[06:00 PM-06:15 PM]	0	0	1	1	31	77	31	15	6	3	0	0	0	0	0	165
[06:15 PM-06:30 PM]	0	1	1	12	19	60	55	5	5	1	0	0	0	0	0	159
[06:30 PM-06:45 PM]	0	0	2	1	31	93	40	17	5	3	0	0	0	0	0	192
[06:45 PM-07:00 PM]	0	0	0	0	26	74	47	15	6	4	0	0	0	0	0	172
	0	1	4	14	107	304	173	52	22	11	0	0	0	0	0	688
[07:00 PM-07:15 PM]	0	2	1	2	17	76	51	18	5	0	0	0	0	0	0	172
[07:15 PM-07:30 PM]	0	0	0	6	33	61	41	11	3	2	0	0	0	0	0	157
[07:30 PM-07:45 PM]	0	2	0	11	50	76	33	7	3	1	0	0	0	0	0	183
[07:45 PM-08:00 PM]	0	2	2	4	33	81	43	11	2	2	0	0	0	0	0	180
	0	6	3	23	133	294	168	47	13	5	0	0	0	0	0	692
[08:00 PM-08:15 PM]	0	1	1	2	25	66	35	9	0	3	0	0	0	0	0	142
[08:15 PM-08:30 PM]	0	0	1	4	20	78	35	13	1	1	0	0	0	0	0	153
[08:30 PM-08:45 PM]	0	1	1	2	28	59	30	1	1	2	0	0	0	0	0	125
[08:45 PM-09:00 PM]	0	1	1	4	32	55	26	8	2	2	0	0	0	0	0	131
	0	3	4	12	105	258	126	31	4	8	0	0	0	0	0	551

## Time/Speed Report

NC97 - kph	0 to 15	16 to 25	26 to 35	36 to 45	46 to 55	56 to 65	66 to 75	76 to 85	86 to 95	96 to 105	106 to 115	116 to 125	126 to 135	136 to 145	146 >	Total
------------	---------	----------	----------	----------	----------	----------	----------	----------	----------	-----------	------------	------------	------------	------------	-------	-------

### 08/09/2013

[09:00 PM-09:15 PM]	0	0	1	2	38	73	31	4	2	0	0	0	0	0	0	151
[09:15 PM-09:30 PM]	0	0	1	1	25	86	26	4	1	0	0	0	0	0	0	144
[09:30 PM-09:45 PM]	0	2	0	1	20	68	24	7	1	0	0	0	0	0	0	123
[09:45 PM-10:00 PM]	0	0	1	0	22	57	30	4	1	1	0	0	0	0	0	116
	0	2	3	4	105	284	111	19	5	1	0	0	0	0	0	534
[10:00 PM-10:15 PM]	0	0	0	3	16	53	26	6	2	0	0	0	0	0	0	106
[10:15 PM-10:30 PM]	0	0	1	1	14	49	23	8	1	0	0	0	0	0	0	97
[10:30 PM-10:45 PM]	0	0	0	3	26	46	26	7	3	0	0	0	0	0	0	111
[10:45 PM-11:00 PM]	0	0	1	1	26	40	20	7	1	0	0	0	0	0	0	96
	0	0	2	8	82	188	95	28	7	0	0	0	0	0	0	410
[11:00 PM-11:15 PM]	0	0	0	1	26	43	11	2	2	1	0	0	0	0	0	86
[11:15 PM-11:30 PM]	0	0	0	0	9	44	27	5	2	0	0	0	0	0	0	87
[11:30 PM-11:45 PM]	0	0	0	2	7	39	30	7	0	0	0	0	0	0	0	85
[11:45 PM-12:00 AM]	0	1	1	4	29	51	16	5	3	2	0	0	0	0	0	112
	0	1	1	7	71	177	84	19	7	3	0	0	0	0	0	370

Daily Totals:      0      44      57      259      1486      4137      2044      605      195      83      0      0      0      0      0      8910

### 08/10/2013

[12:00 AM-12:15 AM]	0	1	0	0	12	34	36	8	0	0	0	0	0	0	0	91
[12:15 AM-12:30 AM]	0	2	0	1	6	21	17	5	2	0	0	0	0	0	0	54
[12:30 AM-12:45 AM]	0	0	0	1	16	32	27	4	2	0	0	0	0	0	0	82
[12:45 AM-01:00 AM]	0	0	0	0	9	33	16	2	3	1	0	0	0	0	0	64
	0	3	0	2	43	120	96	19	7	1	0	0	0	0	0	291
[01:00 AM-01:15 AM]	0	0	2	0	10	42	19	9	1	1	0	0	0	0	0	84
[01:15 AM-01:30 AM]	0	0	0	0	12	51	16	2	1	0	0	0	0	0	0	82
[01:30 AM-01:45 AM]	0	0	0	1	11	35	16	7	1	1	0	0	0	0	0	72
[01:45 AM-02:00 AM]	0	0	0	1	15	29	17	7	2	0	0	0	0	0	0	71
	0	0	2	2	48	157	68	25	5	2	0	0	0	0	0	309
[02:00 AM-02:15 AM]	0	0	0	0	3	27	20	6	3	1	0	0	0	0	0	60
[02:15 AM-02:30 AM]	0	0	0	2	5	29	15	6	1	0	0	0	0	0	0	58
[02:30 AM-02:45 AM]	0	0	0	1	3	16	16	5	4	1	0	0	0	0	0	46
[02:45 AM-03:00 AM]	0	0	1	2	5	12	10	5	0	0	0	0	0	0	0	35
	0	0	1	5	16	84	61	22	8	2	0	0	0	0	0	199
[03:00 AM-03:15 AM]	0	1	0	1	2	13	12	5	1	0	0	0	0	0	0	35
[03:15 AM-03:30 AM]	0	1	0	0	2	14	13	4	0	1	0	0	0	0	0	35
[03:30 AM-03:45 AM]	0	0	1	0	0	7	11	8	3	0	0	0	0	0	0	30
[03:45 AM-04:00 AM]	0	1	0	0	0	6	5	6	2	1	0	0	0	0	0	21
	0	3	1	1	4	40	41	23	6	2	0	0	0	0	0	121

## Time/Speed Report

NC97 - kph	0 to 15	16 to 25	26 to 35	36 to 45	46 to 55	56 to 65	66 to 75	76 to 85	86 to 95	96 to 105	106 to 115	116 to 125	126 to 135	136 to 145	146 >	Total
<b>08/10/2013</b>																
[04:00 AM-04:15 AM]	0	0	0	0	2	5	5	7	0	1	0	0	0	0	0	20
[04:15 AM-04:30 AM]	0	0	0	0	5	7	7	4	2	3	0	0	0	0	0	28
[04:30 AM-04:45 AM]	0	0	0	2	2	5	5	2	2	3	0	0	0	0	0	21
[04:45 AM-05:00 AM]	0	0	0	0	2	8	10	9	0	0	0	0	0	0	0	29
	0	0	0	2	11	25	27	22	4	7	0	0	0	0	0	98
[05:00 AM-05:15 AM]	0	0	0	0	0	13	5	2	3	0	0	0	0	0	0	23
[05:15 AM-05:30 AM]	0	1	0	0	1	5	11	5	4	1	0	0	0	0	0	28
[05:30 AM-05:45 AM]	0	0	0	1	2	12	18	8	1	3	0	0	0	0	0	45
[05:45 AM-06:00 AM]	0	1	0	0	3	5	7	8	4	1	0	0	0	0	0	29
	0	2	0	1	6	35	41	23	12	5	0	0	0	0	0	125
[06:00 AM-06:15 AM]	0	0	0	0	2	8	19	8	2	2	0	0	0	0	0	41
[06:15 AM-06:30 AM]	0	1	0	0	0	7	20	13	10	3	0	0	0	0	0	54
[06:30 AM-06:45 AM]	0	0	0	2	4	14	11	19	6	1	0	0	0	0	0	57
[06:45 AM-07:00 AM]	0	0	0	1	3	8	28	14	5	1	0	0	0	0	0	60
	0	1	0	3	9	37	78	54	23	7	0	0	0	0	0	212
[07:00 AM-07:15 AM]	0	1	0	2	3	12	12	10	3	3	0	0	0	0	0	46
[07:15 AM-07:30 AM]	0	0	2	0	6	21	24	7	4	3	0	0	0	0	0	67
[07:30 AM-07:45 AM]	0	0	1	0	11	31	22	19	3	4	0	0	0	0	0	91
[07:45 AM-08:00 AM]	0	1	0	1	2	25	25	15	2	0	0	0	0	0	0	71
	0	2	3	3	22	89	83	51	12	10	0	0	0	0	0	275
[08:00 AM-08:15 AM]	0	0	2	0	5	36	50	19	3	0	0	0	0	0	0	115
[08:15 AM-08:30 AM]	0	0	0	2	12	34	26	15	7	2	0	0	0	0	0	98
[08:30 AM-08:45 AM]	0	3	1	0	19	49	31	14	2	0	0	0	0	0	0	119
[08:45 AM-09:00 AM]	0	0	1	1	18	43	38	9	4	1	0	0	0	0	0	115
	0	3	4	3	54	162	145	57	16	3	0	0	0	0	0	447
[09:00 AM-09:15 AM]	0	1	0	0	16	66	43	11	2	0	0	0	0	0	0	139
[09:15 AM-09:30 AM]	0	0	2	8	13	89	34	7	2	2	0	0	0	0	0	157
[09:30 AM-09:45 AM]	0	0	2	6	31	79	37	9	7	2	0	0	0	0	0	173
[09:45 AM-10:00 AM]	0	1	4	2	36	80	36	7	4	1	0	0	0	0	0	171
	0	2	8	16	96	314	150	34	15	5	0	0	0	0	0	640
[10:00 AM-10:15 AM]	0	1	1	6	21	99	27	7	0	2	0	0	0	0	0	164
[10:15 AM-10:30 AM]	0	0	2	6	28	73	31	16	4	0	0	0	0	0	0	160
[10:30 AM-10:45 AM]	0	1	0	2	21	76	47	10	4	0	0	0	0	0	0	161
[10:45 AM-11:00 AM]	0	1	0	2	17	81	34	13	0	2	0	0	0	0	0	150
	0	3	3	16	87	329	139	46	8	4	0	0	0	0	0	635

## Time/Speed Report

NC97 - kph	0 to 15	16 to 25	26 to 35	36 to 45	46 to 55	56 to 65	66 to 75	76 to 85	86 to 95	96 to 105	106 to 115	116 to 125	126 to 135	136 to 145	146 >	Total
<b>08/10/2013</b>																
[11:00 AM-11:15 AM]	0	2	0	11	27	59	28	3	3	1	0	0	0	0	0	134
[11:15 AM-11:30 AM]	0	0	3	3	27	97	37	9	2	0	0	0	0	0	0	178
[11:30 AM-11:45 AM]	0	2	0	7	13	68	29	7	5	1	0	0	0	0	0	132
[11:45 AM-12:00 PM]	0	2	0	1	16	67	44	10	1	1	0	0	0	0	0	142
	0	6	3	22	83	291	138	29	11	3	0	0	0	0	0	586
[12:00 PM-12:15 PM]	0	2	2	6	24	61	23	10	7	0	0	0	0	0	0	135
[12:15 PM-12:30 PM]	0	1	1	0	8	55	35	11	6	0	0	0	0	0	0	117
[12:30 PM-12:45 PM]	0	1	1	6	20	51	36	7	4	0	0	0	0	0	0	126
[12:45 PM-01:00 PM]	0	0	0	2	16	44	32	10	5	2	0	0	0	0	0	111
	0	4	4	14	68	211	126	38	22	2	0	0	0	0	0	489
[01:00 PM-01:15 PM]	0	0	0	5	13	53	22	12	4	5	0	0	0	0	0	114
[01:15 PM-01:30 PM]	0	1	1	5	13	48	33	14	6	1	0	0	0	0	0	122
[01:30 PM-01:45 PM]	0	1	1	0	5	55	47	12	7	0	0	0	0	0	0	128
[01:45 PM-02:00 PM]	0	1	8	3	20	38	29	17	2	1	0	0	0	0	0	119
	0	3	10	13	51	194	131	55	19	7	0	0	0	0	0	483
[02:00 PM-02:15 PM]	0	0	1	1	12	41	22	8	2	6	0	0	0	0	0	93
[02:15 PM-02:30 PM]	0	0	0	2	18	36	20	15	6	1	0	0	0	0	0	98
[02:30 PM-02:45 PM]	0	0	2	1	5	36	28	21	3	3	0	0	0	0	0	99
[02:45 PM-03:00 PM]	0	0	2	1	23	47	30	7	2	2	0	0	0	0	0	114
	0	0	5	5	58	160	100	51	13	12	0	0	0	0	0	404
[03:00 PM-03:15 PM]	0	1	1	3	12	45	22	7	4	1	0	0	0	0	0	96
[03:15 PM-03:30 PM]	0	0	4	5	21	52	19	9	5	2	0	0	0	0	0	117
[03:30 PM-03:45 PM]	0	1	0	3	14	74	40	11	3	2	0	0	0	0	0	148
[03:45 PM-04:00 PM]	0	0	1	0	13	51	44	13	4	0	0	0	0	0	0	126
	0	2	6	11	60	222	125	40	16	5	0	0	0	0	0	487
[04:00 PM-04:15 PM]	0	2	1	0	7	53	38	9	5	1	0	0	0	0	0	116
[04:15 PM-04:30 PM]	0	1	0	2	13	70	50	13	8	2	0	0	0	0	0	159
[04:30 PM-04:45 PM]	0	0	0	0	9	39	44	15	2	3	0	0	0	0	0	112
[04:45 PM-05:00 PM]	0	1	1	4	10	66	43	10	4	1	0	0	0	0	0	140
	0	4	2	6	39	228	175	47	19	7	0	0	0	0	0	527
[05:00 PM-05:15 PM]	0	0	1	0	22	68	40	5	4	1	0	0	0	0	0	141
[05:15 PM-05:30 PM]	0	0	1	1	24	72	30	2	1	0	0	0	0	0	0	131
[05:30 PM-05:45 PM]	0	0	0	2	25	74	33	11	1	2	0	0	0	0	0	148
[05:45 PM-06:00 PM]	0	2	0	8	34	71	37	7	3	0	0	0	0	0	0	162
	0	2	2	11	105	285	140	25	9	3	0	0	0	0	0	582

## Time/Speed Report

	0 to 15	16 to 25	26 to 35	36 to 45	46 to 55	56 to 65	66 to 75	76 to 85	86 to 95	96 to 105	106 to 115	116 to 125	126 to 135	136 to 145	146 >	Total
--	---------------	----------------	----------------	----------------	----------------	----------------	----------------	----------------	----------------	-----------------	------------------	------------------	------------------	------------------	----------	-------

**08/10/2013**

[06:00 PM-06:15 PM]	0	0	0	2	35	76	29	15	3	0	0	0	0	0	0	160
[06:15 PM-06:30 PM]	0	0	0	4	32	72	37	12	2	1	0	0	0	0	0	160
[06:30 PM-06:45 PM]	0	1	0	3	32	62	34	10	1	2	0	0	0	0	0	145
[06:45 PM-07:00 PM]	0	0	1	2	26	74	28	17	2	3	0	0	0	0	0	153
	0	1	1	11	125	284	128	54	8	6	0	0	0	0	0	618

[07:00 PM-07:15 PM]	0	0	2	12	38	75	30	2	2	1	0	0	0	0	0	162
[07:15 PM-07:30 PM]	0	0	0	2	19	63	44	12	4	2	0	0	0	0	0	146
[07:30 PM-07:45 PM]	0	1	3	4	38	78	29	11	2	2	0	0	0	0	0	168
[07:45 PM-08:00 PM]	0	0	2	1	26	68	33	10	6	2	0	0	0	0	0	148
	0	1	7	19	121	284	136	35	14	7	0	0	0	0	0	624

Daily Totals:	0		62		1106		2128		247		0		0		0	
		42		166		3551		750		100		0		0		8152

Report Totals:	0		119		2592		4172		442		0		0		0	
		86		425		7688		1355		183		0		0		17062

Report Percentages:	0.00%	0.70%	15.19%	24.45%	2.59%	0.00%	0.00%	0.00%								
		0.50%	2.49%	45.06%	7.94%	1.07%	0.00%	0.00%								

## Class/Volume Report Graph

HI-Star ID: 2810	Begin: 08/09/2013 08:00 AM	End: 08/10/2013 08:00 PM
Street: SS13 TERRAGLIO	Lane: P2	Hours: 36:00
State: IT	Oper:	Period: 15
City: PREGANZIOL	Posted: 69	Raw Count: 17995
County: VENETO	AADT Factor: 1	AADT Count: 11997

NC97 - Meters	Count	0,0 to 6,0	6,5 to 8,0	8,5 to 11,5	12,0 to 14,5	15,0 to 18,0	18,5 to 21,0	21,5 to 24,0	24,5 >	Total
		0	66	132	198					

Time Interval	Count	0,0 to 6,0	6,5 to 8,0	8,5 to 11,5	12,0 to 14,5	15,0 to 18,0	18,5 to 21,0	21,5 to 24,0	24,5 >	Total	
<b>08/09/2013</b>											
[08:00 AM-08:15 AM]	166	141	3	5	2	1	0	0	0	152	
[08:15 AM-08:30 AM]	163	140	3	7	2	0	0	0	0	152	
[08:30 AM-08:45 AM]	168	148	5	1	0	2	0	0	0	156	
[08:45 AM-09:00 AM]	128	112	2	5	0	0	0	0	0	119	
	625	541	13	18	4	3	0	0	0	579	
[09:00 AM-09:15 AM]	145	126	3	4	2	1	0	1	0	137	
[09:15 AM-09:30 AM]	157	138	3	5	0	3	0	0	0	149	
[09:30 AM-09:45 AM]	161	143	5	4	2	0	0	0	0	154	
[09:45 AM-10:00 AM]	156	141	2	2	1	1	0	0	0	147	
	619	548	13	15	5	5	0	1	0	587	
[10:00 AM-10:15 AM]	155	136	3	4	1	1	0	0	0	145	
[10:15 AM-10:30 AM]	161	144	0	1	1	2	0	0	0	148	
[10:30 AM-10:45 AM]	165	149	1	2	3	0	0	0	0	155	
[10:45 AM-11:00 AM]	162	141	3	3	1	3	0	0	0	151	
	643	570	7	10	6	6	0	0	0	599	
[11:00 AM-11:15 AM]	147	127	1	2	1	3	0	0	0	134	
[11:15 AM-11:30 AM]	156	136	0	3	2	1	0	0	0	142	
[11:30 AM-11:45 AM]	152	135	5	3	0	0	0	0	0	143	
[11:45 AM-12:00 PM]	160	146	3	0	3	0	0	0	0	152	
	615	544	9	8	6	4	0	0	0	571	
[12:00 PM-12:15 PM]	158	140	1	1	1	3	0	0	0	146	
[12:15 PM-12:30 PM]	145	130	8	1	0	1	0	0	0	140	
[12:30 PM-12:45 PM]	154	130	1	6	1	0	0	0	0	138	
[12:45 PM-01:00 PM]	134	118	1	3	1	3	1	0	0	127	
	591	518	11	11	3	7	1	0	0	551	
[01:00 PM-01:15 PM]	149	132	4	3	1	0	0	0	0	140	
[01:15 PM-01:30 PM]	116	108	0	1	2	0	0	0	0	111	
[01:30 PM-01:45 PM]	119	101	2	3	0	2	1	1	1	111	
[01:45 PM-02:00 PM]	117	101	2	1	3	1	0	0	0	108	
	501	442	8	8	6	3	1	1	1	470	
[02:00 PM-02:15 PM]	139	122	2	4	3	2	0	0	0	133	
[02:15 PM-02:30 PM]	129	120	3	1	1	1	0	0	0	126	
[02:30 PM-02:45 PM]	129	120	0	1	2	0	0	0	0	123	
[02:45 PM-03:00 PM]	130	121	2	1	0	0	0	0	0	124	
	527	483	7	7	6	3	0	0	0	506	
[03:00 PM-03:15 PM]	154	144	1	2	0	2	0	0	0	149	
[03:15 PM-03:30 PM]	144	137	1	0	2	0	0	0	0	140	
[03:30 PM-03:45 PM]	129	112	1	4	3	0	0	0	0	120	
[03:45 PM-04:00 PM]	151	134	3	0	1	1	0	0	0	139	
	578	527	6	6	6	3	0	0	0	548	





### Class/Volume Report Graph

NC97 - Meters	Count	0,0 to 6,0	6,5 to 8,0	8,5 to 11,5	12,0 to 14,5	15,0 to 18,0	18,5 to 21,0	21,5 to 24,0	24,5 to >	Total	0	66	132	198
---------------	-------	------------------	------------------	-------------------	--------------------	--------------------	--------------------	--------------------	-----------------	-------	---	----	-----	-----

**08/10/2013**

[12:00 AM-12:15 AM	94	90	0	0	0	0	1	0	0	91				
[12:15 AM-12:30 AM	57	54	0	0	0	0	0	0	0	54				
[12:30 AM-12:45 AM	89	81	0	1	0	0	0	0	0	82				
[12:45 AM-01:00 AM	69	61	1	1	1	0	0	0	0	64				
	309	286	1	2	1	0	1	0	0	291				
[01:00 AM-01:15 AM	86	80	1	1	2	0	0	0	0	84				
[01:15 AM-01:30 AM	84	80	0	0	1	1	0	0	0	82				
[01:30 AM-01:45 AM	76	70	0	0	0	2	0	0	0	72				
[01:45 AM-02:00 AM	73	71	0	0	0	0	0	0	0	71				
	319	301	1	1	3	3	0	0	0	309				
[02:00 AM-02:15 AM	63	59	1	0	0	0	0	0	0	60				
[02:15 AM-02:30 AM	58	53	2	1	2	0	0	0	0	58				
[02:30 AM-02:45 AM	46	43	2	1	0	0	0	0	0	46				
[02:45 AM-03:00 AM	36	33	0	0	1	1	0	0	0	35				
	203	188	5	2	3	1	0	0	0	199				
[03:00 AM-03:15 AM	37	35	0	0	0	0	0	0	0	35				
[03:15 AM-03:30 AM	36	33	0	1	0	1	0	0	0	35				
[03:30 AM-03:45 AM	30	29	1	0	0	0	0	0	0	30				
[03:45 AM-04:00 AM	21	20	1	0	0	0	0	0	0	21				
	124	117	2	1	0	1	0	0	0	121				
[04:00 AM-04:15 AM	21	17	2	0	0	0	1	0	0	20				
[04:15 AM-04:30 AM	29	27	0	0	0	1	0	0	0	28				
[04:30 AM-04:45 AM	23	21	0	0	0	0	0	0	0	21				
[04:45 AM-05:00 AM	31	28	0	0	0	1	0	0	0	29				
	104	93	2	0	0	2	1	0	0	98				
[05:00 AM-05:15 AM	24	20	1	1	0	1	0	0	0	23				
[05:15 AM-05:30 AM	30	26	1	1	0	0	0	0	0	28				
[05:30 AM-05:45 AM	47	41	1	0	0	3	0	0	0	45				
[05:45 AM-06:00 AM	31	27	1	0	0	1	0	0	0	29				
	132	114	4	2	0	5	0	0	0	125				
[06:00 AM-06:15 AM	43	38	2	1	0	0	0	0	0	41				
[06:15 AM-06:30 AM	57	50	3	0	0	1	0	0	0	54				
[06:30 AM-06:45 AM	60	53	1	2	0	1	0	0	0	57				
[06:45 AM-07:00 AM	63	57	1	0	2	0	0	0	0	60				
	223	198	7	3	2	2	0	0	0	212				
[07:00 AM-07:15 AM	48	40	1	4	1	0	0	0	0	46				
[07:15 AM-07:30 AM	68	63	0	3	0	1	0	0	0	67				
[07:30 AM-07:45 AM	95	85	1	3	2	0	0	0	0	91				
[07:45 AM-08:00 AM	73	67	0	2	2	0	0	0	0	71				
	284	255	2	12	5	1	0	0	0	275				
[08:00 AM-08:15 AM	120	108	2	3	1	1	0	0	0	115				
[08:15 AM-08:30 AM	105	92	2	3	1	0	0	0	0	98				
[08:30 AM-08:45 AM	127	114	0	1	2	1	1	0	0	119				
[08:45 AM-09:00 AM	120	110	2	2	1	0	0	0	0	115				
	472	424	6	9	5	2	1	0	0	447				
[09:00 AM-09:15 AM	148	133	1	5	0	0	0	0	0	139				
[09:15 AM-09:30 AM	168	153	0	0	1	3	0	0	0	157				
[09:30 AM-09:45 AM	181	167	2	3	1	0	0	0	0	173				
[09:45 AM-10:00 AM	177	168	1	1	1	0	0	0	0	171				
	674	621	4	9	3	3	0	0	0	640				

## Class/Volume Report Graph

NC97 - Meters	Count	0,0 to 6,0	6,5 to 8,0	8,5 to 11,5	12,0 to 14,5	15,0 to 18,0	18,5 to 21,0	21,5 to 24,0	24,5 >	Total	0	66	132	198
---------------	-------	------------------	------------------	-------------------	--------------------	--------------------	--------------------	--------------------	-----------	-------	---	----	-----	-----

### 08/10/2013

[10:00 AM-10:15 AM]	171	161	1	1	1	0	0	0	0	164				
[10:15 AM-10:30 AM]	168	151	0	5	3	1	0	0	0	160				
[10:30 AM-10:45 AM]	168	159	0	2	0	0	0	0	0	161				
[10:45 AM-11:00 AM]	161	147	1	2	0	0	0	0	0	150				
<hr/>														
	668	618	2	10	4	1	0	0	0	635				
[11:00 AM-11:15 AM]	140	131	1	2	0	0	0	0	0	134				
[11:15 AM-11:30 AM]	184	168	2	4	2	2	0	0	0	178				
[11:30 AM-11:45 AM]	144	129	1	0	0	1	1	0	0	132				
[11:45 AM-12:00 PM]	148	139	3	0	0	0	0	0	0	142				
<hr/>														
	616	567	7	6	2	3	1	0	0	586				
[12:00 PM-12:15 PM]	149	132	0	1	2	0	0	0	0	135				
[12:15 PM-12:30 PM]	128	114	0	2	0	0	1	0	0	117				
[12:30 PM-12:45 PM]	135	122	0	3	1	0	0	0	0	126				
[12:45 PM-01:00 PM]	118	109	1	1	0	0	0	0	0	111				
<hr/>														
	530	477	1	7	3	0	1	0	0	489				
[01:00 PM-01:15 PM]	118	110	1	0	0	1	2	0	0	114				
[01:15 PM-01:30 PM]	133	119	1	1	1	0	0	0	0	122				
[01:30 PM-01:45 PM]	135	125	0	2	0	0	0	0	1	128				
[01:45 PM-02:00 PM]	127	113	4	1	0	1	0	0	0	119				
<hr/>														
	513	467	6	4	1	2	2	0	1	483				
[02:00 PM-02:15 PM]	96	88	1	3	1	0	0	0	0	93				
[02:15 PM-02:30 PM]	104	95	1	1	0	1	0	0	0	98				
[02:30 PM-02:45 PM]	106	95	1	3	0	0	0	0	0	99				
[02:45 PM-03:00 PM]	116	111	1	0	1	1	0	0	0	114				
<hr/>														
	422	389	4	7	2	2	0	0	0	404				
[03:00 PM-03:15 PM]	105	92	1	2	1	0	0	0	0	96				
[03:15 PM-03:30 PM]	121	115	0	0	2	0	0	0	0	117				
[03:30 PM-03:45 PM]	150	144	2	1	1	0	0	0	0	148				
[03:45 PM-04:00 PM]	129	126	0	0	0	0	0	0	0	126				
<hr/>														
	505	477	3	3	4	0	0	0	0	487				
[04:00 PM-04:15 PM]	128	112	1	1	2	0	0	0	0	116				
[04:15 PM-04:30 PM]	165	156	0	2	0	1	0	0	0	159				
[04:30 PM-04:45 PM]	123	110	1	1	0	0	0	0	0	112				
[04:45 PM-05:00 PM]	148	138	1	1	0	0	0	0	0	140				
<hr/>														
	564	516	3	5	2	1	0	0	0	527				
[05:00 PM-05:15 PM]	148	137	1	2	1	0	0	0	0	141				
[05:15 PM-05:30 PM]	145	129	0	1	1	0	0	0	0	131				
[05:30 PM-05:45 PM]	156	143	2	3	0	0	0	0	0	148				
[05:45 PM-06:00 PM]	168	160	1	0	0	1	0	0	0	162				
<hr/>														
	617	569	4	6	2	1	0	0	0	582				
[06:00 PM-06:15 PM]	174	159	0	1	0	0	0	0	0	160				
[06:15 PM-06:30 PM]	169	158	0	1	1	0	0	0	0	160				
[06:30 PM-06:45 PM]	153	141	2	1	1	0	0	0	0	145				
[06:45 PM-07:00 PM]	165	150	2	0	1	0	0	0	0	153				
<hr/>														
	661	608	4	3	3	0	0	0	0	618				
[07:00 PM-07:15 PM]	171	157	1	2	2	0	0	0	0	162				
[07:15 PM-07:30 PM]	157	144	1	1	0	0	0	0	0	146				
[07:30 PM-07:45 PM]	174	164	0	2	1	1	0	0	0	168				
[07:45 PM-08:00 PM]	158	144	0	2	2	0	0	0	0	148				
<hr/>														
	660	609	2	7	5	1	0	0	0	624				



## Average Speed by Class Report

HI-Star ID: 2810	Begin: 08/09/2013 08:00 AM	End: 08/10/2013 08:00 PM
Street: SS13 TERRAGLIO	Lane: P2	Hours: 36:00
State: IT	Oper:	Period: 15
City: PREGANZIOL	Posted: 69	Raw Count: 17995
County: VENETO	AADT Factor: 1	AADT Count: 11997

	0,0 to 6,0	6,5 to 8,0	8,5 to 11,5	12,0 to 14,5	15,0 to 18,0	18,5 to 21,0	21,5 to 24,0	24,5 >	Avg Speed
--	------------------	------------------	-------------------	--------------------	--------------------	--------------------	--------------------	-----------	-----------

### 08/09/2013

[08:00 AM-08:15 AM]	61,00	51,00	64,00	56,00	51,00	0,00	0,00	0,00	61,00 kph
[08:15 AM-08:30 AM]	62,00	54,00	56,00	70,00	0,00	0,00	0,00	0,00	62,00 kph
[08:30 AM-08:45 AM]	62,00	54,00	41,00	0,00	56,00	0,00	0,00	0,00	62,00 kph
[08:45 AM-09:00 AM]	62,00	61,00	61,00	0,00	0,00	0,00	0,00	0,00	62,00 kph
[09:00 AM-09:15 AM]	64,00	61,00	57,00	56,00	70,00	0,00	51,00	0,00	64,00 kph
[09:15 AM-09:30 AM]	61,00	67,00	59,00	0,00	54,00	0,00	0,00	0,00	61,00 kph
[09:30 AM-09:45 AM]	61,00	61,00	57,00	51,00	0,00	0,00	0,00	0,00	61,00 kph
[09:45 AM-10:00 AM]	61,00	66,00	56,00	41,00	80,00	0,00	0,00	0,00	61,00 kph
[10:00 AM-10:15 AM]	61,00	57,00	56,00	61,00	61,00	0,00	0,00	0,00	61,00 kph
[10:15 AM-10:30 AM]	61,00	0,00	41,00	61,00	51,00	0,00	0,00	0,00	61,00 kph
[10:30 AM-10:45 AM]	59,00	61,00	61,00	57,00	0,00	0,00	0,00	0,00	59,00 kph
[10:45 AM-11:00 AM]	62,00	70,00	57,00	41,00	64,00	0,00	0,00	0,00	62,00 kph
[11:00 AM-11:15 AM]	62,00	61,00	56,00	51,00	70,00	0,00	0,00	0,00	62,00 kph
[11:15 AM-11:30 AM]	59,00	0,00	64,00	51,00	51,00	0,00	0,00	0,00	59,00 kph
[11:30 AM-11:45 AM]	62,00	62,00	48,00	0,00	0,00	0,00	0,00	0,00	62,00 kph
[11:45 AM-12:00 PM]	66,00	74,00	0,00	64,00	0,00	0,00	0,00	0,00	66,00 kph
[12:00 PM-12:15 PM]	64,00	61,00	51,00	51,00	61,00	0,00	0,00	0,00	64,00 kph
[12:15 PM-12:30 PM]	64,00	61,00	51,00	0,00	61,00	0,00	0,00	0,00	64,00 kph
[12:30 PM-12:45 PM]	62,00	51,00	51,00	61,00	0,00	0,00	0,00	0,00	61,00 kph
[12:45 PM-01:00 PM]	67,00	61,00	70,00	61,00	70,00	61,00	0,00	0,00	67,00 kph
[01:00 PM-01:15 PM]	66,00	57,00	54,00	61,00	0,00	0,00	0,00	0,00	66,00 kph
[01:15 PM-01:30 PM]	67,00	0,00	61,00	61,00	0,00	0,00	0,00	0,00	67,00 kph
[01:30 PM-01:45 PM]	64,00	66,00	54,00	0,00	70,00	70,00	61,00	80,00	64,00 kph
[01:45 PM-02:00 PM]	66,00	66,00	61,00	54,00	61,00	0,00	0,00	0,00	66,00 kph
[02:00 PM-02:15 PM]	67,00	61,00	64,00	74,00	66,00	0,00	0,00	0,00	67,00 kph
[02:15 PM-02:30 PM]	67,00	67,00	61,00	61,00	61,00	0,00	0,00	0,00	67,00 kph
[02:30 PM-02:45 PM]	62,00	0,00	61,00	66,00	0,00	0,00	0,00	0,00	62,00 kph
[02:45 PM-03:00 PM]	67,00	80,00	70,00	0,00	0,00	0,00	0,00	0,00	67,00 kph
[03:00 PM-03:15 PM]	64,00	61,00	61,00	0,00	56,00	0,00	0,00	0,00	64,00 kph
[03:15 PM-03:30 PM]	66,00	61,00	0,00	66,00	0,00	0,00	0,00	0,00	66,00 kph
[03:30 PM-03:45 PM]	61,00	61,00	56,00	54,00	0,00	0,00	0,00	0,00	61,00 kph
[03:45 PM-04:00 PM]	61,00	57,00	0,00	51,00	61,00	0,00	0,00	0,00	61,00 kph
[04:00 PM-04:15 PM]	64,00	61,00	51,00	0,00	70,00	0,00	0,00	61,00	64,00 kph
[04:15 PM-04:30 PM]	62,00	0,00	46,00	56,00	0,00	0,00	0,00	0,00	62,00 kph
[04:30 PM-04:45 PM]	66,00	78,00	0,00	61,00	66,00	0,00	0,00	0,00	66,00 kph
[04:45 PM-05:00 PM]	62,00	0,00	0,00	51,00	0,00	0,00	0,00	0,00	62,00 kph
[05:00 PM-05:15 PM]	61,00	0,00	70,00	61,00	0,00	0,00	0,00	0,00	62,00 kph
[05:15 PM-05:30 PM]	64,00	61,00	0,00	51,00	0,00	0,00	0,00	0,00	62,00 kph
[05:30 PM-05:45 PM]	62,00	0,00	51,00	0,00	0,00	0,00	0,00	0,00	62,00 kph
[05:45 PM-06:00 PM]	62,00	0,00	61,00	0,00	61,00	0,00	0,00	0,00	62,00 kph
[06:00 PM-06:15 PM]	64,00	61,00	0,00	54,00	0,00	0,00	51,00	0,00	64,00 kph
[06:15 PM-06:30 PM]	62,00	90,00	41,00	56,00	0,00	0,00	0,00	0,00	62,00 kph
[06:30 PM-06:45 PM]	64,00	61,00	56,00	61,00	61,00	0,00	0,00	0,00	64,00 kph
[06:45 PM-07:00 PM]	66,00	61,00	90,00	0,00	61,00	0,00	0,00	0,00	66,00 kph
[07:00 PM-07:15 PM]	66,00	61,00	51,00	61,00	0,00	0,00	0,00	0,00	64,00 kph
[07:15 PM-07:30 PM]	62,00	0,00	66,00	51,00	101,00	0,00	0,00	61,00	62,00 kph
[07:30 PM-07:45 PM]	59,00	51,00	56,00	51,00	61,00	0,00	0,00	0,00	59,00 kph
[07:45 PM-08:00 PM]	62,00	61,00	61,00	61,00	61,00	0,00	0,00	0,00	62,00 kph
[08:00 PM-08:15 PM]	62,00	70,00	54,00	0,00	61,00	0,00	0,00	0,00	62,00 kph
[08:15 PM-08:30 PM]	64,00	30,00	61,00	0,00	0,00	0,00	0,00	0,00	62,00 kph

### Average Speed by Class Report

NC97 - Meters	0,0 to 6,0	6,5 to 8,0	8,5 to 11,5	12,0 to 14,5	15,0 to 18,0	18,5 to 21,0	21,5 to 24,0	24,5 >	Avg Speed
<b>08/09/2013</b>									
[08:30 PM-08:45 PM]	61,00	70,00	41,00	61,00	0,00	0,00	0,00	0,00	61,00 kph
[08:45 PM-09:00 PM]	61,00	66,00	51,00	51,00	0,00	0,00	0,00	0,00	61,00 kph
[09:00 PM-09:15 PM]	61,00	0,00	66,00	0,00	0,00	0,00	0,00	0,00	61,00 kph
[09:15 PM-09:30 PM]	61,00	0,00	61,00	61,00	0,00	0,00	0,00	0,00	61,00 kph
[09:30 PM-09:45 PM]	61,00	0,00	0,00	66,00	0,00	0,00	80,00	0,00	62,00 kph
[09:45 PM-10:00 PM]	62,00	70,00	51,00	0,00	0,00	0,00	0,00	0,00	62,00 kph
[10:00 PM-10:15 PM]	62,00	0,00	0,00	0,00	0,00	0,00	0,00	0,00	62,00 kph
[10:15 PM-10:30 PM]	62,00	0,00	0,00	0,00	0,00	0,00	0,00	0,00	62,00 kph
[10:30 PM-10:45 PM]	62,00	0,00	0,00	61,00	0,00	0,00	0,00	0,00	62,00 kph
[10:45 PM-11:00 PM]	61,00	51,00	0,00	61,00	0,00	0,00	0,00	0,00	61,00 kph
[11:00 PM-11:15 PM]	61,00	70,00	0,00	0,00	0,00	0,00	0,00	0,00	61,00 kph
[11:15 PM-11:30 PM]	64,00	0,00	0,00	0,00	0,00	0,00	0,00	0,00	64,00 kph
[11:30 PM-11:45 PM]	64,00	70,00	51,00	0,00	61,00	0,00	0,00	0,00	64,00 kph
[11:45 PM-12:00 AM]	61,00	0,00	61,00	0,00	56,00	0,00	0,00	0,00	61,00 kph
<b>08/10/2013</b>									
[12:00 AM-12:15 AM]	64,00	0,00	0,00	0,00	0,00	61,00	0,00	0,00	64,00 kph
[12:15 AM-12:30 AM]	64,00	0,00	0,00	0,00	0,00	0,00	0,00	0,00	64,00 kph
[12:30 AM-12:45 AM]	64,00	0,00	51,00	0,00	0,00	0,00	0,00	0,00	64,00 kph
[12:45 AM-01:00 AM]	64,00	51,00	70,00	61,00	0,00	0,00	0,00	0,00	64,00 kph
[01:00 AM-01:15 AM]	64,00	61,00	80,00	61,00	0,00	0,00	0,00	0,00	64,00 kph
[01:15 AM-01:30 AM]	62,00	0,00	0,00	51,00	61,00	0,00	0,00	0,00	62,00 kph
[01:30 AM-01:45 AM]	64,00	0,00	0,00	0,00	61,00	0,00	0,00	0,00	64,00 kph
[01:45 AM-02:00 AM]	64,00	0,00	0,00	0,00	0,00	0,00	0,00	0,00	64,00 kph
[02:00 AM-02:15 AM]	67,00	70,00	0,00	0,00	0,00	0,00	0,00	0,00	67,00 kph
[02:15 AM-02:30 AM]	64,00	61,00	61,00	56,00	0,00	0,00	0,00	0,00	64,00 kph
[02:30 AM-02:45 AM]	69,00	61,00	61,00	0,00	0,00	0,00	0,00	0,00	69,00 kph
[02:45 AM-03:00 AM]	62,00	0,00	0,00	70,00	51,00	0,00	0,00	0,00	62,00 kph
[03:00 AM-03:15 AM]	66,00	0,00	0,00	0,00	0,00	0,00	0,00	0,00	66,00 kph
[03:15 AM-03:30 AM]	66,00	0,00	61,00	0,00	70,00	0,00	0,00	0,00	66,00 kph
[03:30 AM-03:45 AM]	72,00	70,00	0,00	0,00	0,00	0,00	0,00	0,00	72,00 kph
[03:45 AM-04:00 AM]	70,00	101,00	0,00	0,00	0,00	0,00	0,00	0,00	72,00 kph
[04:00 AM-04:15 AM]	70,00	80,00	0,00	0,00	0,00	70,00	0,00	0,00	70,00 kph
[04:15 AM-04:30 AM]	70,00	0,00	0,00	0,00	80,00	0,00	0,00	0,00	70,00 kph
[04:30 AM-04:45 AM]	70,00	0,00	0,00	0,00	0,00	0,00	0,00	0,00	70,00 kph
[04:45 AM-05:00 AM]	70,00	0,00	0,00	0,00	61,00	0,00	0,00	0,00	69,00 kph
[05:00 AM-05:15 AM]	69,00	70,00	61,00	0,00	61,00	0,00	0,00	0,00	69,00 kph
[05:15 AM-05:30 AM]	70,00	101,00	61,00	0,00	0,00	0,00	0,00	0,00	72,00 kph
[05:30 AM-05:45 AM]	70,00	61,00	0,00	0,00	67,00	0,00	0,00	0,00	70,00 kph
[05:45 AM-06:00 AM]	70,00	70,00	0,00	0,00	90,00	0,00	0,00	0,00	72,00 kph
[06:00 AM-06:15 AM]	72,00	75,00	70,00	0,00	0,00	0,00	0,00	0,00	72,00 kph
[06:15 AM-06:30 AM]	77,00	70,00	0,00	0,00	61,00	0,00	0,00	0,00	75,00 kph
[06:30 AM-06:45 AM]	72,00	70,00	70,00	0,00	70,00	0,00	0,00	0,00	72,00 kph
[06:45 AM-07:00 AM]	72,00	51,00	0,00	70,00	0,00	0,00	0,00	0,00	72,00 kph
[07:00 AM-07:15 AM]	70,00	80,00	64,00	61,00	0,00	0,00	0,00	0,00	70,00 kph
[07:15 AM-07:30 AM]	69,00	0,00	57,00	0,00	101,00	0,00	0,00	0,00	69,00 kph
[07:30 AM-07:45 AM]	67,00	101,00	67,00	70,00	0,00	0,00	0,00	0,00	69,00 kph
[07:45 AM-08:00 AM]	67,00	0,00	70,00	70,00	0,00	0,00	0,00	0,00	67,00 kph
[08:00 AM-08:15 AM]	67,00	75,00	67,00	70,00	70,00	0,00	0,00	0,00	67,00 kph
[08:15 AM-08:30 AM]	69,00	66,00	54,00	70,00	0,00	0,00	0,00	0,00	67,00 kph
[08:30 AM-08:45 AM]	64,00	0,00	61,00	56,00	70,00	61,00	0,00	0,00	64,00 kph
[08:45 AM-09:00 AM]	66,00	66,00	61,00	70,00	0,00	0,00	0,00	0,00	66,00 kph
[09:00 AM-09:15 AM]	64,00	51,00	64,00	0,00	0,00	0,00	0,00	0,00	64,00 kph
[09:15 AM-09:30 AM]	62,00	0,00	0,00	61,00	64,00	0,00	0,00	0,00	62,00 kph
[09:30 AM-09:45 AM]	62,00	41,00	61,00	61,00	0,00	0,00	0,00	0,00	62,00 kph
[09:45 AM-10:00 AM]	61,00	51,00	61,00	61,00	0,00	0,00	0,00	0,00	61,00 kph
[10:00 AM-10:15 AM]	61,00	61,00	51,00	51,00	0,00	0,00	0,00	0,00	61,00 kph
[10:15 AM-10:30 AM]	62,00	0,00	54,00	64,00	61,00	0,00	0,00	0,00	62,00 kph
[10:30 AM-10:45 AM]	64,00	0,00	61,00	0,00	0,00	0,00	0,00	0,00	64,00 kph
[10:45 AM-11:00 AM]	64,00	70,00	61,00	0,00	0,00	0,00	0,00	0,00	64,00 kph
[11:00 AM-11:15 AM]	61,00	61,00	46,00	0,00	0,00	0,00	0,00	0,00	61,00 kph

### Average Speed by Class Report

NC97 - Meters	0,0 to 6,0	6,5 to 8,0	8,5 to 11,5	12,0 to 14,5	15,0 to 18,0	18,5 to 21,0	21,5 to 24,0	24,5 >	Avg Speed
[11:15 AM-11:30 AM]	62,00	45,00	64,00	61,00	66,00	0,00	0,00	0,00	62,00 kph
[11:30 AM-11:45 AM]	62,00	80,00	0,00	0,00	70,00	41,00	0,00	0,00	62,00 kph
[11:45 AM-12:00 PM]	64,00	61,00	0,00	0,00	0,00	0,00	0,00	0,00	64,00 kph
[12:00 PM-12:15 PM]	62,00	0,00	61,00	61,00	0,00	0,00	0,00	0,00	62,00 kph
[12:15 PM-12:30 PM]	66,00	0,00	61,00	0,00	0,00	70,00	0,00	0,00	66,00 kph
[12:30 PM-12:45 PM]	62,00	0,00	54,00	61,00	0,00	0,00	0,00	0,00	62,00 kph
[12:45 PM-01:00 PM]	66,00	70,00	70,00	0,00	0,00	0,00	0,00	0,00	66,00 kph
[01:00 PM-01:15 PM]	66,00	61,00	0,00	0,00	41,00	77,00	0,00	0,00	66,00 kph
[01:15 PM-01:30 PM]	64,00	101,00	61,00	61,00	0,00	0,00	0,00	0,00	66,00 kph
[01:30 PM-01:45 PM]	67,00	0,00	61,00	0,00	0,00	0,00	0,00	70,00	67,00 kph
[01:45 PM-02:00 PM]	62,00	48,00	51,00	0,00	80,00	0,00	0,00	0,00	62,00 kph
[02:00 PM-02:15 PM]	67,00	61,00	54,00	51,00	0,00	0,00	0,00	0,00	66,00 kph
[02:15 PM-02:30 PM]	66,00	70,00	61,00	0,00	70,00	0,00	0,00	0,00	66,00 kph
[02:30 PM-02:45 PM]	69,00	61,00	67,00	0,00	0,00	0,00	0,00	0,00	69,00 kph
[02:45 PM-03:00 PM]	62,00	101,00	0,00	51,00	80,00	0,00	0,00	0,00	62,00 kph
[03:00 PM-03:15 PM]	64,00	61,00	61,00	51,00	0,00	0,00	0,00	0,00	64,00 kph
[03:15 PM-03:30 PM]	62,00	0,00	0,00	61,00	0,00	0,00	0,00	0,00	62,00 kph
[03:30 PM-03:45 PM]	64,00	61,00	51,00	61,00	0,00	0,00	0,00	0,00	64,00 kph
[03:45 PM-04:00 PM]	66,00	0,00	0,00	0,00	0,00	0,00	0,00	0,00	66,00 kph
[04:00 PM-04:15 PM]	66,00	61,00	61,00	61,00	0,00	0,00	0,00	0,00	66,00 kph
[04:15 PM-04:30 PM]	66,00	0,00	51,00	0,00	70,00	0,00	0,00	0,00	66,00 kph
[04:30 PM-04:45 PM]	69,00	70,00	61,00	0,00	0,00	0,00	0,00	0,00	67,00 kph
[04:45 PM-05:00 PM]	64,00	80,00	51,00	0,00	0,00	0,00	0,00	0,00	64,00 kph
[05:00 PM-05:15 PM]	64,00	61,00	66,00	61,00	0,00	0,00	0,00	0,00	64,00 kph
[05:15 PM-05:30 PM]	62,00	0,00	41,00	51,00	0,00	0,00	0,00	0,00	61,00 kph
[05:30 PM-05:45 PM]	64,00	66,00	57,00	0,00	0,00	0,00	0,00	0,00	64,00 kph
[05:45 PM-06:00 PM]	61,00	90,00	0,00	0,00	51,00	0,00	0,00	0,00	61,00 kph
[06:00 PM-06:15 PM]	62,00	0,00	51,00	0,00	0,00	0,00	0,00	0,00	62,00 kph
[06:15 PM-06:30 PM]	62,00	0,00	61,00	61,00	0,00	0,00	0,00	0,00	62,00 kph
[06:30 PM-06:45 PM]	62,00	51,00	51,00	61,00	0,00	0,00	0,00	0,00	62,00 kph
[06:45 PM-07:00 PM]	64,00	86,00	0,00	51,00	0,00	0,00	0,00	0,00	64,00 kph
[07:00 PM-07:15 PM]	59,00	51,00	41,00	66,00	0,00	0,00	0,00	0,00	59,00 kph
[07:15 PM-07:30 PM]	66,00	61,00	51,00	0,00	0,00	0,00	0,00	0,00	66,00 kph
[07:30 PM-07:45 PM]	61,00	0,00	56,00	61,00	51,00	0,00	0,00	0,00	61,00 kph
[07:45 PM-08:00 PM]	64,00	0,00	61,00	61,00	0,00	0,00	0,00	0,00	64,00 kph
Report Totals:	64.28	65.40	58.25	59.03	64.96	63.88	60.75	68.00	

**SEZIONE: B**

**CORSIA N.: P3**

**DIREZIONE: Nord**

**LOCALITA': Strada Statale n. 13  
"Terraglio"**

**PREGANZIOL (TV)**



**Nu-Metrics Traffic Analyzer Study  
Computer Generated Summary Report  
City: PREGANZIOL  
Street: SS13 TERRAGLIO**

A study of vehicle traffic was conducted with HI-STAR unit number 2813. The study was done in the P3 lane on SS13 TERRAGLIO in PREGANZIOL, IT in VENETO county. The study began on 08/09/2013 at 08:00 AM and concluded on 08/10/2013 at 08:00 PM, lasting a total of 36 hours. Data was recorded in 15 minute time periods. The total recorded volume of traffic showed 16.804 vehicles passed through the location with a peak volume of 183 on 08/09/2013 at 05:45 PM and a minimum volume of 17 on 08/10/2013 at 04:00 AM. The AADT Count for this study was 11.203.

**SPEED**

Chart 1 lists the values of the speed bins and the total traffic volume for each bin.

**Chart 1**

0 to 15	16 to 25	26 to 35	36 to 45	46 to 55	56 to 65	66 to 75	76 to 85	86 to 95	96 to 105	106 to 115	116 to 125	126 to 135	136 to 145	146 >
0	110	123	260	1566	6101	4579	1712	566	213	0	0	0	0	0

At least half of the vehicles were traveling in the 56 - 65 kph range or a lower speed. The average speed for all classified vehicles was 66 kph with 46,4 percent exceeding the posted speed of 69 kph. The HI-STAR found 100, percent of the total vehicles were traveling in excess of 88.5115 kph. The mode speed for this traffic study was 56 kph and the 85th percentile was 77,21 kph.

**CLASSIFICATION**

Chart 2 lists the values of the eight classification bins and the total traffic volume accumulated for each bin.

**Chart 2**

0,0 to 6,0	6,5 to 8,0	8,5 to 11,5	12,0 to 14,5	15,0 to 18,0	18,5 to 21,0	21,5 to 24,0	24,5 >
14630	207	192	108	62	17	8	6

Most of the vehicles classified during the study were Passenger Cars. The number of Passenger Cars in the study was 14.837 which represents 97,40 percent of the total classified vehicles. The number of Small Trucks in the study was 192 which represents 1,30 percent of the total classified vehicles. The number of Trucks/Buses in the study was 108 which represents 0,70 percent of the total classified vehicles. The number of Tractor Trailers in the study was 93 which represents 0,60 percent of the total classified vehicles.

**HEADWAY**

During the peak time period, on 08/09/2013 at 05:45 PM the average headway between the vehicles was 4,89 seconds. The slowest traffic period was on 08/10/2013 at 04:00 AM. During this slowest period, the average headway was 50,0 seconds.

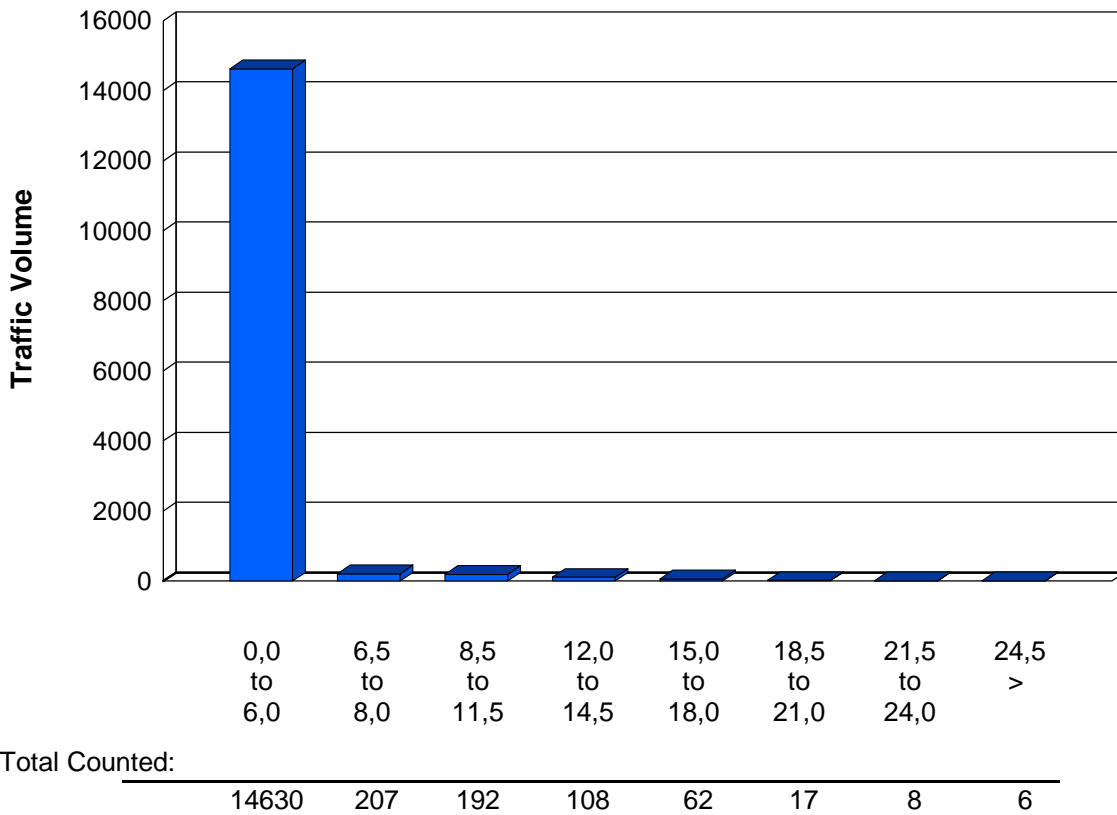
**WEATHER**

The roadway surface temperature over the period of the study varied between 25 and 47 degrees Celsius. The HI-STAR determined that the roadway surface was Dry 88,19 percent of the time.

## Class/Volume Graph

HI-Star ID: 2813	Begin: 08/09/2013 08:00 AM	End: 08/10/2013 08:00 PM
Street: SS13 TERRAGLIO	Lane: P3	Hours: 36:00
State: IT	Oper:	Period: 15
City: PREGANZIOL	Posted: 69	Raw Count: 16804
County: VENETO	AADT Factor: 1	AADT Count: 11203

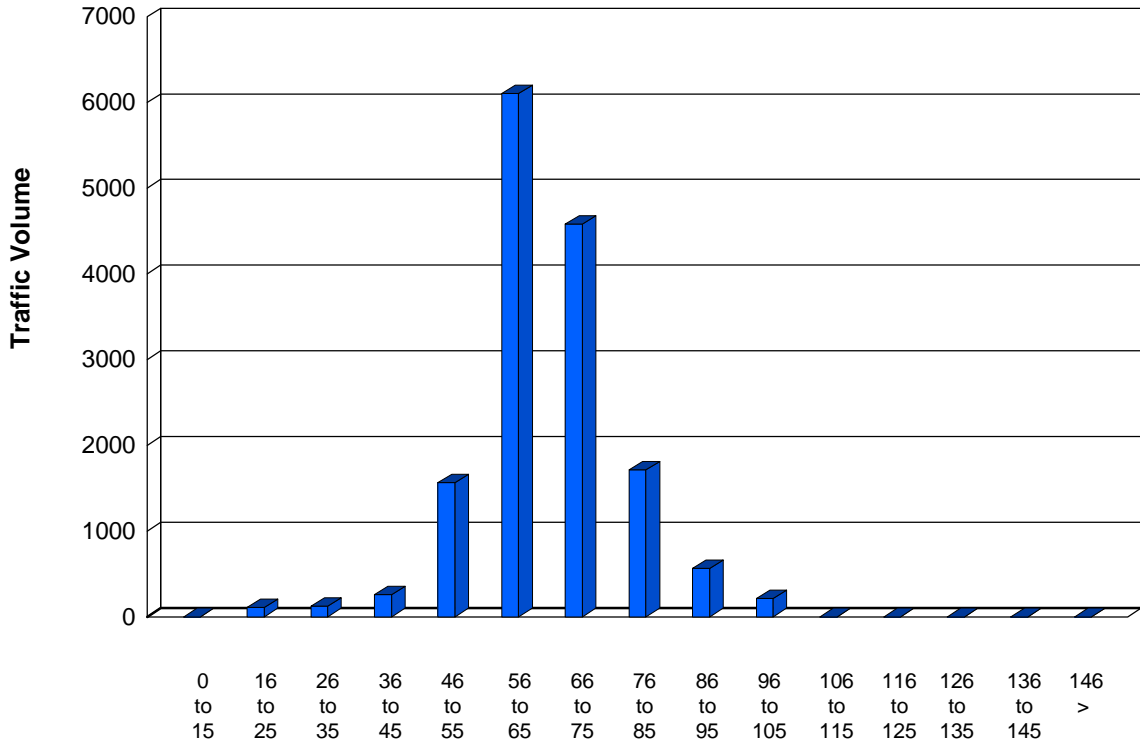
## Class/Volume Graph



### Speed/Volume Graph

HI-Star ID: 2813	Begin: 08/09/2013 08:00 AM	End: 08/10/2013 08:00 PM
Street: SS13 TERRAGLIO	Lane: P3	Hours: 36:00
State: IT	Oper:	Period: 15
City: PREGANZIOL	Posted: 69	Raw Count: 16804
County: VENETO	AADT Factor: 1	AADT Count: 11203

### Speed/Volume Graph



Report Totals:

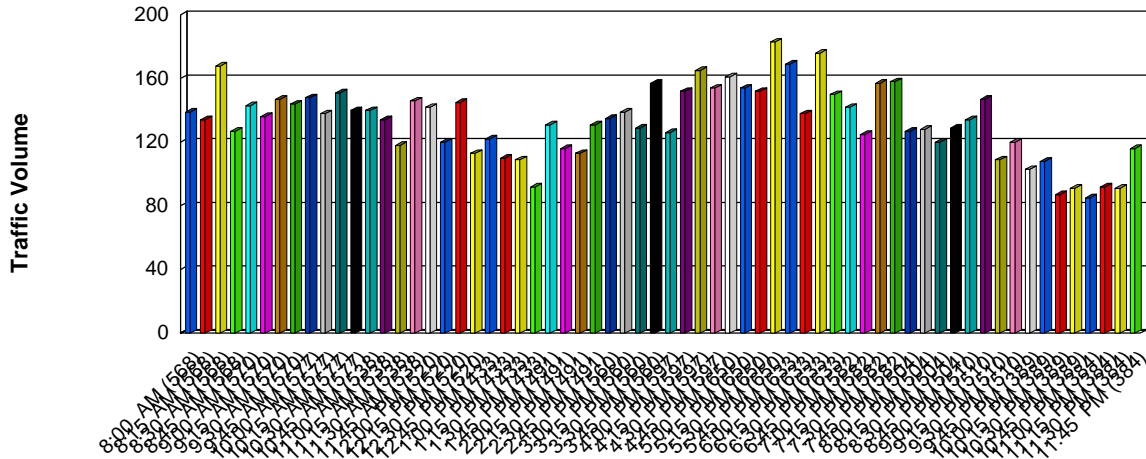
0	123	1566	4579	566	0	0	0
110	260	6101	1712	213	0	0	0

## Time/Volume Graph

HI-Star ID: 2813	Begin: 08/09/2013 08:00 AM	End: 08/10/2013 08:00 PM
Street: SS13 TERRAGLIO	Lane: P3	Hours: 36:00
State: IT	Oper:	Period: 15
City: PREGANZIOL	Posted: 69	Raw Count: 16804
County: VENETO	AADT Factor: 1	AADT Count: 11203

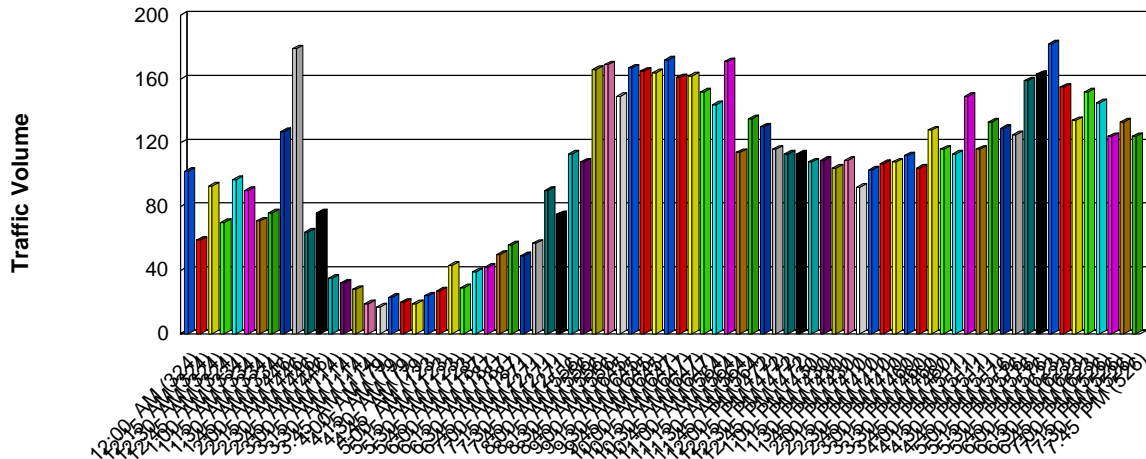
### Time/Volume Graph

For 08/09/2013



### Time/Volume Graph

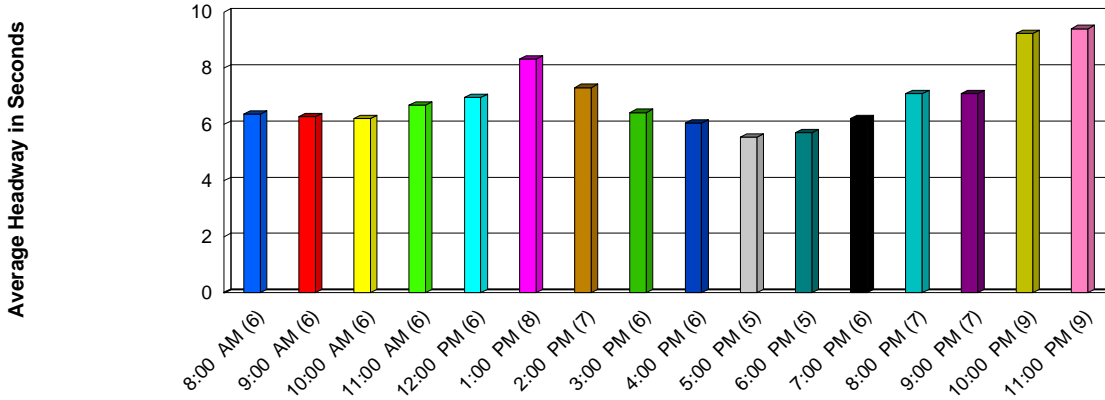
For 08/10/2013



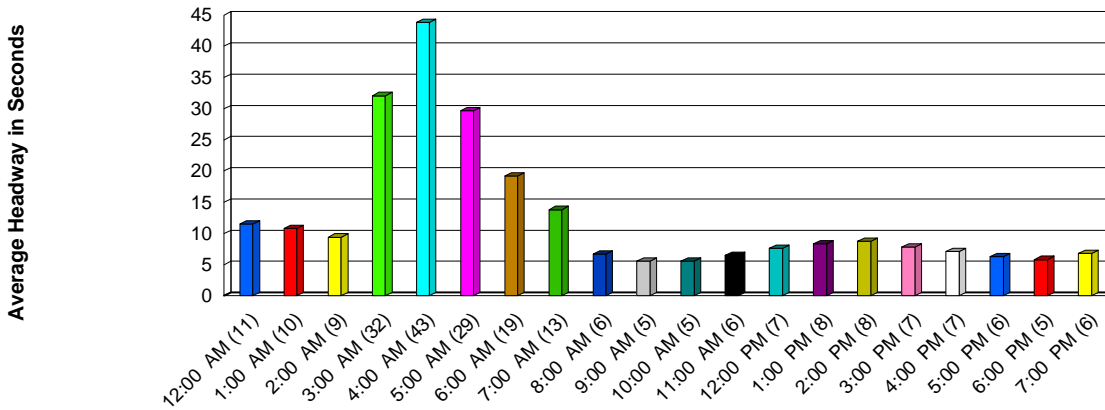
## Gap/Time Graph

HI-Star ID: 2813	Begin: 08/09/2013 08:00 AM	End: 08/10/2013 08:00 PM
Street: SS13 TERRAGLIO	Lane: P3	Hours: 36:00
State: IT	Oper:	Period: 15
City: PREGANZIOL	Posted: 69	Raw Count: 16804
County: VENETO	AADT Factor: 1	AADT Count: 11203

## Gap/Time Graph



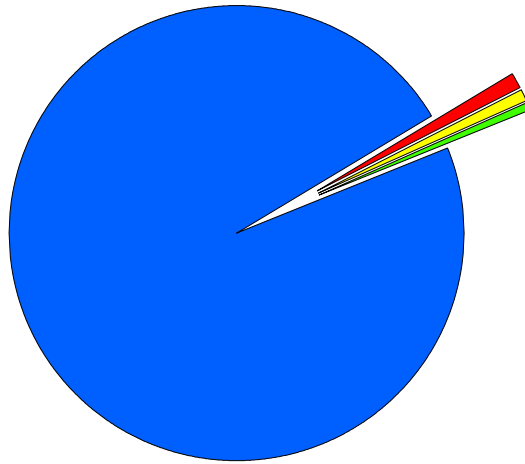
## Gap/Time Graph



**Nu-Metrics Traffic Analyzer Study**  
**Computer Generated Summary Report**  
**City: PREGANZIOL**  
**Street: SS13 TERRAGLIO**

---

**Vehicle Percentage Graph**



<span style="color: blue;">■</span> Passenger Cars	97,42%	14,837
<span style="color: red;">■</span> Small Trucks	1,26%	192
<span style="color: yellow;">■</span> Trucks/Buses	0,71%	108
<span style="color: green;">■</span> Tractor Trailers	0,61%	93

## Date/Time/Volume/Average Speed/Temperature Report

HI-Star ID: 2813 Street: SS13 TERRAGLIO State: IT City: PREGANZIOL County: VENETO	Begin: 08/09/2013 08:00 AM Lane: P3 Oper: Posted: 69 AADT Factor: 1	End: 08/10/2013 08:00 PM Hours: 36:00 Period: 15 Raw Count: 16804 AADT Count: 11203		
NC97	Count	Avg Speed	Temp	Wet/Dry

**08/09/2013**

[08:00 AM-08:15 AM]	139	64,00 kph	30 C	Dry
[08:15 AM-08:30 AM]	134	66,00 kph	30 C	Dry
[08:30 AM-08:45 AM]	168	67,00 kph	30 C	Dry
[08:45 AM-09:00 AM]	127	66,00 kph	30 C	Dry
[09:00 AM-09:15 AM]	143	66,00 kph	30 C	Dry
[09:15 AM-09:30 AM]	136	64,00 kph	31 C	Dry
[09:30 AM-09:45 AM]	147	59,00 kph	32 C	Dry
[09:45 AM-10:00 AM]	144	64,00 kph	33 C	Dry
[10:00 AM-10:15 AM]	148	59,00 kph	34 C	Dry
[10:15 AM-10:30 AM]	138	62,00 kph	34 C	Dry
[10:30 AM-10:45 AM]	151	64,00 kph	36 C	Dry
[10:45 AM-11:00 AM]	140	64,00 kph	37 C	Dry
[11:00 AM-11:15 AM]	140	66,00 kph	37 C	Dry
[11:15 AM-11:30 AM]	134	69,00 kph	39 C	Dry
[11:30 AM-11:45 AM]	118	66,00 kph	40 C	Dry
[11:45 AM-12:00 PM]	146	69,00 kph	41 C	Dry
[12:00 PM-12:15 PM]	142	69,00 kph	42 C	Dry
[12:15 PM-12:30 PM]	120	66,00 kph	43 C	Dry
[12:30 PM-12:45 PM]	145	67,00 kph	44 C	Dry
[12:45 PM-01:00 PM]	113	67,00 kph	46 C	Dry
[01:00 PM-01:15 PM]	122	67,00 kph	47 C	Dry
[01:15 PM-01:30 PM]	110	70,00 kph	43 C	Dry
[01:30 PM-01:45 PM]	109	67,00 kph	41 C	Dry
[01:45 PM-02:00 PM]	92	70,00 kph	41 C	Dry
[02:00 PM-02:15 PM]	131	66,00 kph	43 C	Dry
[02:15 PM-02:30 PM]	116	70,00 kph	44 C	Dry
[02:30 PM-02:45 PM]	113	67,00 kph	46 C	Dry
[02:45 PM-03:00 PM]	131	69,00 kph	47 C	Dry
[03:00 PM-03:15 PM]	135	69,00 kph	44 C	Dry
[03:15 PM-03:30 PM]	139	66,00 kph	43 C	Dry
[03:30 PM-03:45 PM]	129	66,00 kph	43 C	Dry
[03:45 PM-04:00 PM]	157	67,00 kph	43 C	Dry
[04:00 PM-04:15 PM]	126	67,00 kph	44 C	Dry
[04:15 PM-04:30 PM]	152	66,00 kph	43 C	Dry
[04:30 PM-04:45 PM]	165	66,00 kph	42 C	Dry
[04:45 PM-05:00 PM]	154	66,00 kph	41 C	Dry
[05:00 PM-05:15 PM]	161	62,00 kph	41 C	Dry
[05:15 PM-05:30 PM]	154	62,00 kph	41 C	Dry

## Date/Time/Volume/Average Speed/Temperature Report

NC97	Count	Avg Speed	Temp	Wet/Dry
<b>08/09/2013</b>				
[05:30 PM-05:45 PM]	152	66,00 kph	40 C	Dry
[05:45 PM-06:00 PM]	183	67,00 kph	40 C	Dry
[06:00 PM-06:15 PM]	169	64,00 kph	41 C	Dry
[06:15 PM-06:30 PM]	138	67,00 kph	41 C	Dry
[06:30 PM-06:45 PM]	176	66,00 kph	40 C	Dry
[06:45 PM-07:00 PM]	150	69,00 kph	39 C	Dry
[07:00 PM-07:15 PM]	142	66,00 kph	39 C	Dry
[07:15 PM-07:30 PM]	125	66,00 kph	38 C	Dry
[07:30 PM-07:45 PM]	157	62,00 kph	37 C	Dry
[07:45 PM-08:00 PM]	158	66,00 kph	37 C	Dry
[08:00 PM-08:15 PM]	127	64,00 kph	37 C	Dry
[08:15 PM-08:30 PM]	128	64,00 kph	37 C	Dry
[08:30 PM-08:45 PM]	120	64,00 kph	36 C	Dry
[08:45 PM-09:00 PM]	129	62,00 kph	36 C	Dry
[09:00 PM-09:15 PM]	134	66,00 kph	36 C	Dry
[09:15 PM-09:30 PM]	147	62,00 kph	34 C	Dry
[09:30 PM-09:45 PM]	109	62,00 kph	34 C	Dry
[09:45 PM-10:00 PM]	120	61,00 kph	34 C	Dry
[10:00 PM-10:15 PM]	103	62,00 kph	33 C	Dry
[10:15 PM-10:30 PM]	108	61,00 kph	33 C	Dry
[10:30 PM-10:45 PM]	87	64,00 kph	33 C	Dry
[10:45 PM-11:00 PM]	91	61,00 kph	33 C	Dry
[11:00 PM-11:15 PM]	85	61,00 kph	33 C	Dry
[11:15 PM-11:30 PM]	92	64,00 kph	33 C	Dry
[11:30 PM-11:45 PM]	91	66,00 kph	32 C	Dry
[11:45 PM-12:00 AM]	116	62,00 kph	32 C	Dry
<b>08/10/2013</b>				
[12:00 AM-12:15 AM]	102	62,00 kph	32 C	Dry
[12:15 AM-12:30 AM]	59	62,00 kph	32 C	Dry
[12:30 AM-12:45 AM]	93	66,00 kph	32 C	Dry
[12:45 AM-01:00 AM]	70	64,00 kph	32 C	Dry
[01:00 AM-01:15 AM]	97	64,00 kph	31 C	Dry
[01:15 AM-01:30 AM]	90	62,00 kph	30 C	Dry
[01:30 AM-01:45 AM]	71	66,00 kph	29 C	Dry
[01:45 AM-02:00 AM]	76	66,00 kph	29 C	Dry
[02:00 AM-02:15 AM]	127	62,00 kph	29 C	Dry
[02:15 AM-02:30 AM]	179	66,00 kph	28 C	Dry
[02:30 AM-02:45 AM]	64	67,00 kph	28 C	Dry
[02:45 AM-03:00 AM]	76	64,00 kph	27 C	Dry
[03:00 AM-03:15 AM]	35	75,00 kph	27 C	Dry
[03:15 AM-03:30 AM]	32	67,00 kph	27 C	Dry
[03:30 AM-03:45 AM]	28	72,00 kph	26 C	Dry
[03:45 AM-04:00 AM]	19	70,00 kph	26 C	Dry
[04:00 AM-04:15 AM]	17	74,00 kph	26 C	Wet
[04:15 AM-04:30 AM]	23	70,00 kph	26 C	Dry



## Date/Time/Volume/Average Speed/Temperature Report

NC97	Count	Avg Speed	Temp	Wet/Dry
<b>08/10/2013</b>				
[04:30 AM-04:45 AM]	20	70,00 kph	26 C	Wet
[04:45 AM-05:00 AM]	19	67,00 kph	26 C	Wet
[05:00 AM-05:15 AM]	24	72,00 kph	26 C	Wet
[05:15 AM-05:30 AM]	27	77,00 kph	25 C	Wet
[05:30 AM-05:45 AM]	43	69,00 kph	26 C	Wet
[05:45 AM-06:00 AM]	29	74,00 kph	26 C	Wet
[06:00 AM-06:15 AM]	39	74,00 kph	26 C	Wet
[06:15 AM-06:30 AM]	42	74,00 kph	26 C	Wet
[06:30 AM-06:45 AM]	50	72,00 kph	26 C	Wet
[06:45 AM-07:00 AM]	56	70,00 kph	26 C	Wet
[07:00 AM-07:15 AM]	49	67,00 kph	26 C	Wet
[07:15 AM-07:30 AM]	57	72,00 kph	26 C	Wet
[07:30 AM-07:45 AM]	90	69,00 kph	26 C	Wet
[07:45 AM-08:00 AM]	75	69,00 kph	26 C	Wet
[08:00 AM-08:15 AM]	113	66,00 kph	26 C	Wet
[08:15 AM-08:30 AM]	108	67,00 kph	27 C	Wet
[08:30 AM-08:45 AM]	166	66,00 kph	27 C	Dry
[08:45 AM-09:00 AM]	169	62,00 kph	27 C	Dry
[09:00 AM-09:15 AM]	149	66,00 kph	28 C	Dry
[09:15 AM-09:30 AM]	167	64,00 kph	28 C	Dry
[09:30 AM-09:45 AM]	165	64,00 kph	29 C	Dry
[09:45 AM-10:00 AM]	164	62,00 kph	29 C	Dry
[10:00 AM-10:15 AM]	172	62,00 kph	30 C	Dry
[10:15 AM-10:30 AM]	161	66,00 kph	31 C	Dry
[10:30 AM-10:45 AM]	162	64,00 kph	34 C	Dry
[10:45 AM-11:00 AM]	152	66,00 kph	36 C	Dry
[11:00 AM-11:15 AM]	144	64,00 kph	36 C	Dry
[11:15 AM-11:30 AM]	171	66,00 kph	37 C	Dry
[11:30 AM-11:45 AM]	114	67,00 kph	39 C	Dry
[11:45 AM-12:00 PM]	135	67,00 kph	39 C	Dry
[12:00 PM-12:15 PM]	130	66,00 kph	37 C	Dry
[12:15 PM-12:30 PM]	116	64,00 kph	37 C	Dry
[12:30 PM-12:45 PM]	113	67,00 kph	36 C	Dry
[12:45 PM-01:00 PM]	113	69,00 kph	36 C	Dry
[01:00 PM-01:15 PM]	108	64,00 kph	36 C	Dry
[01:15 PM-01:30 PM]	109	72,00 kph	37 C	Dry
[01:30 PM-01:45 PM]	104	67,00 kph	38 C	Dry
[01:45 PM-02:00 PM]	109	67,00 kph	40 C	Dry
[02:00 PM-02:15 PM]	92	69,00 kph	42 C	Dry
[02:15 PM-02:30 PM]	103	70,00 kph	43 C	Dry
[02:30 PM-02:45 PM]	107	70,00 kph	43 C	Dry
[02:45 PM-03:00 PM]	108	67,00 kph	43 C	Dry
[03:00 PM-03:15 PM]	112	66,00 kph	42 C	Dry
[03:15 PM-03:30 PM]	104	66,00 kph	41 C	Dry
[03:30 PM-03:45 PM]	128	69,00 kph	42 C	Dry

### Date/Time/Volume/Average Speed/Temperature Report

NC97	Count	Avg Speed	Temp	Wet/Dry
<b>08/10/2013</b>				
[03:45 PM-04:00 PM]	116	69,00 kph	43 C	Dry
[04:00 PM-04:15 PM]	113	67,00 kph	43 C	Dry
[04:15 PM-04:30 PM]	149	64,00 kph	43 C	Dry
[04:30 PM-04:45 PM]	116	69,00 kph	43 C	Dry
[04:45 PM-05:00 PM]	133	66,00 kph	43 C	Dry
[05:00 PM-05:15 PM]	129	62,00 kph	43 C	Dry
[05:15 PM-05:30 PM]	125	66,00 kph	42 C	Dry
[05:30 PM-05:45 PM]	159	66,00 kph	42 C	Dry
[05:45 PM-06:00 PM]	163	67,00 kph	41 C	Dry
[06:00 PM-06:15 PM]	182	66,00 kph	41 C	Dry
[06:15 PM-06:30 PM]	155	66,00 kph	40 C	Dry
[06:30 PM-06:45 PM]	134	67,00 kph	39 C	Dry
[06:45 PM-07:00 PM]	152	66,00 kph	39 C	Dry
[07:00 PM-07:15 PM]	145	64,00 kph	38 C	Dry
[07:15 PM-07:30 PM]	124	66,00 kph	37 C	Dry
[07:30 PM-07:45 PM]	133	64,00 kph	37 C	Dry
[07:45 PM-08:00 PM]	124	66,00 kph	36 C	Dry

## Date/Time/Volume/Average Headway Report

HI-Star ID: 2813	Begin: 08/09/2013 08:00 AM	End: 08/10/2013 08:00 PM
Street: SS13 TERRAGLIO	Lane: P3	Hours: 36:00
State: IT	Oper:	Period: 15
City: PREGANZIOL	Posted: 69	Raw Count: 16804
County: VENETO	AADT Factor: 1	AADT Count: 11203

NC97	Volume	Avg Headway (Seconds)
------	--------	-----------------------

**08/09/2013**

[08:00 AM-08:15 AM]	139	6.430
[08:15 AM-08:30 AM]	134	6.670
[08:30 AM-08:45 AM]	168	5.330
[08:45 AM-09:00 AM]	127	7.030
[09:00 AM-09:15 AM]	143	6.250
[09:15 AM-09:30 AM]	136	6.570
[09:30 AM-09:45 AM]	147	6.080
[09:45 AM-10:00 AM]	144	6.210
[10:00 AM-10:15 AM]	148	6.040
[10:15 AM-10:30 AM]	138	6.470
[10:30 AM-10:45 AM]	151	5.920
[10:45 AM-11:00 AM]	140	6.380
[11:00 AM-11:15 AM]	140	6.380
[11:15 AM-11:30 AM]	134	6.670
[11:30 AM-11:45 AM]	118	7.560
[11:45 AM-12:00 PM]	146	6.120
[12:00 PM-12:15 PM]	142	6.290
[12:15 PM-12:30 PM]	120	7.440
[12:30 PM-12:45 PM]	145	6.160
[12:45 PM-01:00 PM]	113	7.890
[01:00 PM-01:15 PM]	122	7.320
[01:15 PM-01:30 PM]	110	8.110
[01:30 PM-01:45 PM]	109	8.180
[01:45 PM-02:00 PM]	92	9.680
[02:00 PM-02:15 PM]	131	6.820
[02:15 PM-02:30 PM]	116	7.690
[02:30 PM-02:45 PM]	113	7.890
[02:45 PM-03:00 PM]	131	6.820
[03:00 PM-03:15 PM]	135	6.620
[03:15 PM-03:30 PM]	139	6.430
[03:30 PM-03:45 PM]	129	6.920
[03:45 PM-04:00 PM]	157	5.700
[04:00 PM-04:15 PM]	126	7.090
[04:15 PM-04:30 PM]	152	5.880
[04:30 PM-04:45 PM]	165	5.420
[04:45 PM-05:00 PM]	154	5.810
[05:00 PM-05:15 PM]	161	5.560

NC97	Volume	Avg Headway (Seconds)
<b>08/09/2013</b>		
[05:15 PM-05:30 PM]	154	5.810
[05:30 PM-05:45 PM]	152	5.880
[05:45 PM-06:00 PM]	183	4.890
[06:00 PM-06:15 PM]	169	5.290
[06:15 PM-06:30 PM]	138	6.470
[06:30 PM-06:45 PM]	176	5.080
[06:45 PM-07:00 PM]	150	5.960
[07:00 PM-07:15 PM]	142	6.290
[07:15 PM-07:30 PM]	125	7.140
[07:30 PM-07:45 PM]	157	5.700
[07:45 PM-08:00 PM]	158	5.660
[08:00 PM-08:15 PM]	127	7.030
[08:15 PM-08:30 PM]	128	6.980
[08:30 PM-08:45 PM]	120	7.440
[08:45 PM-09:00 PM]	129	6.920
[09:00 PM-09:15 PM]	134	6.670
[09:15 PM-09:30 PM]	147	6.080
[09:30 PM-09:45 PM]	109	8.180
[09:45 PM-10:00 PM]	120	7.440
[10:00 PM-10:15 PM]	103	8.650
[10:15 PM-10:30 PM]	108	8.260
[10:30 PM-10:45 PM]	87	10.230
[10:45 PM-11:00 PM]	91	9.780
[11:00 PM-11:15 PM]	85	10.470
[11:15 PM-11:30 PM]	92	9.680
[11:30 PM-11:45 PM]	91	9.780
[11:45 PM-12:00 AM]	116	7.690
<b>08/10/2013</b>		
[12:00 AM-12:15 AM]	102	8.740
[12:15 AM-12:30 AM]	59	15.000
[12:30 AM-12:45 AM]	93	9.570
[12:45 AM-01:00 AM]	70	12.680
[01:00 AM-01:15 AM]	97	9.180
[01:15 AM-01:30 AM]	90	9.890
[01:30 AM-01:45 AM]	71	12.500
[01:45 AM-02:00 AM]	76	11.690
[02:00 AM-02:15 AM]	127	7.030
[02:15 AM-02:30 AM]	179	5.000
[02:30 AM-02:45 AM]	64	13.850
[02:45 AM-03:00 AM]	76	11.690
[03:00 AM-03:15 AM]	35	25.000
[03:15 AM-03:30 AM]	32	27.270
[03:30 AM-03:45 AM]	28	31.030
[03:45 AM-04:00 AM]	19	45.000
[04:00 AM-04:15 AM]	17	50.000

NC97	Volume	Avg Headway (Seconds)
<b>08/10/2013</b>		
[04:15 AM-04:30 AM]	23	37.500
[04:30 AM-04:45 AM]	20	42.860
[04:45 AM-05:00 AM]	19	45.000
[05:00 AM-05:15 AM]	24	36.000
[05:15 AM-05:30 AM]	27	32.140
[05:30 AM-05:45 AM]	43	20.450
[05:45 AM-06:00 AM]	29	30.000
[06:00 AM-06:15 AM]	39	22.500
[06:15 AM-06:30 AM]	42	20.930
[06:30 AM-06:45 AM]	50	17.650
[06:45 AM-07:00 AM]	56	15.790
[07:00 AM-07:15 AM]	49	18.000
[07:15 AM-07:30 AM]	57	15.520
[07:30 AM-07:45 AM]	90	9.890
[07:45 AM-08:00 AM]	75	11.840
[08:00 AM-08:15 AM]	113	7.890
[08:15 AM-08:30 AM]	108	8.260
[08:30 AM-08:45 AM]	166	5.390
[08:45 AM-09:00 AM]	169	5.290
[09:00 AM-09:15 AM]	149	6.000
[09:15 AM-09:30 AM]	167	5.360
[09:30 AM-09:45 AM]	165	5.420
[09:45 AM-10:00 AM]	164	5.450
[10:00 AM-10:15 AM]	172	5.200
[10:15 AM-10:30 AM]	161	5.560
[10:30 AM-10:45 AM]	162	5.520
[10:45 AM-11:00 AM]	152	5.880
[11:00 AM-11:15 AM]	144	6.210
[11:15 AM-11:30 AM]	171	5.230
[11:30 AM-11:45 AM]	114	7.830
[11:45 AM-12:00 PM]	135	6.620
[12:00 PM-12:15 PM]	130	6.870
[12:15 PM-12:30 PM]	116	7.690
[12:30 PM-12:45 PM]	113	7.890
[12:45 PM-01:00 PM]	113	7.890
[01:00 PM-01:15 PM]	108	8.260
[01:15 PM-01:30 PM]	109	8.180
[01:30 PM-01:45 PM]	104	8.570
[01:45 PM-02:00 PM]	109	8.180
[02:00 PM-02:15 PM]	92	9.680
[02:15 PM-02:30 PM]	103	8.650
[02:30 PM-02:45 PM]	107	8.330
[02:45 PM-03:00 PM]	108	8.260
[03:00 PM-03:15 PM]	112	7.960
[03:15 PM-03:30 PM]	104	8.570

NC97	Volume	Avg Headway (Seconds)
<b>08/10/2013</b>		
[03:30 PM-03:45 PM]	128	6.980
[03:45 PM-04:00 PM]	116	7.690
[04:00 PM-04:15 PM]	113	7.890
[04:15 PM-04:30 PM]	149	6.000
[04:30 PM-04:45 PM]	116	7.690
[04:45 PM-05:00 PM]	133	6.720
[05:00 PM-05:15 PM]	129	6.920
[05:15 PM-05:30 PM]	125	7.140
[05:30 PM-05:45 PM]	159	5.630
[05:45 PM-06:00 PM]	163	5.490
[06:00 PM-06:15 PM]	182	4.920
[06:15 PM-06:30 PM]	155	5.770
[06:30 PM-06:45 PM]	134	6.670
[06:45 PM-07:00 PM]	152	5.880
[07:00 PM-07:15 PM]	145	6.160
[07:15 PM-07:30 PM]	124	7.200
[07:30 PM-07:45 PM]	133	6.720
[07:45 PM-08:00 PM]	124	7.200

## Time/Class Report

HI-Star ID: 2813	Begin: 08/09/2013 08:00 AM	End: 08/10/2013 08:00 PM
Street: SS13 TERRAGLIO	Lane: P3	Hours: 36:00
State: IT	Oper:	Period: 15
City: PREGANZIOL	Posted: 69	AAADT Count: 11203
County: VENETO	AAADT Factor: 1	Raw Count: 16804

	0,0 to 6,0	6,5 to 8,0	8,5 to 11,5	12,0 to 14,5	15,0 to 18,0	18,5 to 21,0	21,5 to 24,0	24,5 >	Total
--	------------------	------------------	-------------------	--------------------	--------------------	--------------------	--------------------	-----------	-------

**08/09/2013**

[08:00 AM-08:15 AM]	117	5	3	3	2	0	0	0	130
[08:15 AM-08:30 AM]	110	3	3	3	1	0	0	1	121
[08:30 AM-08:45 AM]	139	1	3	1	2	1	0	0	147
[08:45 AM-09:00 AM]	114	2	2	1	1	0	0	0	120
	480	11	11	8	6	1	0	1	518
[09:00 AM-09:15 AM]	117	6	8	2	0	0	0	0	133
[09:15 AM-09:30 AM]	117	2	1	2	2	0	1	0	125
[09:30 AM-09:45 AM]	124	7	3	2	1	0	0	0	137
[09:45 AM-10:00 AM]	123	3	1	0	2	0	0	0	129
	481	18	13	6	5	0	1	0	524
[10:00 AM-10:15 AM]	131	3	2	3	0	0	0	0	139
[10:15 AM-10:30 AM]	121	3	0	0	1	0	0	0	125
[10:30 AM-10:45 AM]	134	4	4	0	1	0	0	0	143
[10:45 AM-11:00 AM]	119	4	2	1	2	0	0	0	128
	505	14	8	4	4	0	0	0	535
[11:00 AM-11:15 AM]	128	3	2	1	1	0	0	0	135
[11:15 AM-11:30 AM]	115	3	4	2	0	1	0	0	125
[11:30 AM-11:45 AM]	103	2	2	0	0	0	0	0	107
[11:45 AM-12:00 PM]	128	2	0	1	1	0	0	0	132
	474	10	8	4	2	1	0	0	499
[12:00 PM-12:15 PM]	134	1	1	0	1	1	0	0	138
[12:15 PM-12:30 PM]	104	5	2	0	0	0	1	0	112
[12:30 PM-12:45 PM]	127	4	3	1	0	0	0	0	135
[12:45 PM-01:00 PM]	94	2	2	4	0	1	0	0	103
	459	12	8	5	1	2	1	0	488
[01:00 PM-01:15 PM]	106	3	2	2	0	0	0	0	113
[01:15 PM-01:30 PM]	99	1	0	2	0	0	1	0	103
[01:30 PM-01:45 PM]	94	1	5	0	0	1	0	0	101
[01:45 PM-02:00 PM]	75	3	0	2	2	0	1	0	83
	374	8	7	6	2	1	2	0	400

## Time/Class Report

NC97 - Meters	0,0 to 6,0	6,5 to 8,0	8,5 to 11,5	12,0 to 14,5	15,0 to 18,0	18,5 to 21,0	21,5 to 24,0	24,5 >	Total
<b>08/09/2013</b>									
[02:00 PM-02:15 PM]	110	1	3	3	1	0	0	0	118
[02:15 PM-02:30 PM]	95	4	0	1	1	0	0	0	101
[02:30 PM-02:45 PM]	98	3	1	0	0	1	1	0	104
[02:45 PM-03:00 PM]	112	0	2	0	0	0	0	0	114
	415	8	6	4	2	1	1	0	437
[03:00 PM-03:15 PM]	118	0	3	1	1	0	0	0	123
[03:15 PM-03:30 PM]	128	1	0	2	0	0	0	0	131
[03:30 PM-03:45 PM]	113	2	1	2	0	0	0	0	118
[03:45 PM-04:00 PM]	143	4	0	1	1	0	0	0	149
	502	7	4	6	2	0	0	0	521
[04:00 PM-04:15 PM]	107	2	1	3	1	0	0	0	114
[04:15 PM-04:30 PM]	128	3	3	0	0	0	0	0	134
[04:30 PM-04:45 PM]	151	1	1	0	0	0	0	0	153
[04:45 PM-05:00 PM]	144	3	1	0	0	0	0	0	148
	530	9	6	3	1	0	0	0	549
[05:00 PM-05:15 PM]	144	4	1	0	0	0	0	0	149
[05:15 PM-05:30 PM]	140	0	0	2	0	0	0	0	142
[05:30 PM-05:45 PM]	134	0	2	0	0	0	0	0	136
[05:45 PM-06:00 PM]	167	2	1	2	0	0	0	0	172
	585	6	4	4	0	0	0	0	599
[06:00 PM-06:15 PM]	149	3	4	0	1	0	0	0	157
[06:15 PM-06:30 PM]	124	0	0	0	0	0	0	0	124
[06:30 PM-06:45 PM]	155	1	3	3	0	0	0	0	162
[06:45 PM-07:00 PM]	135	3	0	1	0	1	0	0	140
	563	7	7	4	1	1	0	0	583
[07:00 PM-07:15 PM]	119	5	1	1	0	0	0	0	126
[07:15 PM-07:30 PM]	111	1	2	1	1	0	0	0	116
[07:30 PM-07:45 PM]	139	1	3	1	0	0	0	0	144
[07:45 PM-08:00 PM]	150	4	0	0	0	0	0	0	154
	519	11	6	3	1	0	0	0	540
[08:00 PM-08:15 PM]	114	1	1	1	0	0	0	0	117
[08:15 PM-08:30 PM]	112	0	2	0	0	0	0	0	114
[08:30 PM-08:45 PM]	107	1	1	0	0	0	0	0	109
[08:45 PM-09:00 PM]	120	0	1	0	0	0	0	0	121
	453	2	5	1	0	0	0	0	461



## Time/Class Report

NC97 - Meters	0,0 to 6,0	6,5 to 8,0	8,5 to 11,5	12,0 to 14,5	15,0 to 18,0	18,5 to 21,0	21,5 to 24,0	24,5 >	Total
<b>08/09/2013</b>									
[09:00 PM-09:15 PM]	127	1	0	1	1	0	0	0	130
[09:15 PM-09:30 PM]	136	0	0	3	0	0	0	0	139
[09:30 PM-09:45 PM]	105	1	0	1	0	0	0	0	107
[09:45 PM-10:00 PM]	110	0	0	2	1	0	0	0	113
	478	2	0	7	2	0	0	0	489
[10:00 PM-10:15 PM]	95	2	1	0	0	0	0	0	98
[10:15 PM-10:30 PM]	100	0	1	0	0	0	0	0	101
[10:30 PM-10:45 PM]	84	0	0	0	0	0	0	0	84
[10:45 PM-11:00 PM]	85	0	0	1	0	0	0	0	86
	364	2	2	1	0	0	0	0	369
[11:00 PM-11:15 PM]	81	0	0	0	0	0	0	0	81
[11:15 PM-11:30 PM]	86	0	0	0	0	0	0	0	86
[11:30 PM-11:45 PM]	85	0	0	1	0	0	0	0	86
[11:45 PM-12:00 AM]	106	1	0	0	2	0	0	0	109
	358	1	0	1	2	0	0	0	362
Daily Totals:	7540	128	95	67	31	7	5	1	7874
<b>08/10/2013</b>									
[12:00 AM-12:15 AM]	98	0	0	0	0	1	0	0	99
[12:15 AM-12:30 AM]	57	0	0	0	0	0	0	0	57
[12:30 AM-12:45 AM]	88	0	0	0	0	0	0	0	88
[12:45 AM-01:00 AM]	63	1	2	1	0	0	0	0	67
	306	1	2	1	0	1	0	0	311
[01:00 AM-01:15 AM]	90	0	0	2	0	0	0	0	92
[01:15 AM-01:30 AM]	87	1	0	1	0	0	0	0	89
[01:30 AM-01:45 AM]	66	0	0	0	1	1	0	0	68
[01:45 AM-02:00 AM]	58	0	0	1	0	0	0	0	59
	301	1	0	4	1	1	0	0	308
[02:00 AM-02:15 AM]	48	0	2	0	0	2	0	0	52
[02:15 AM-02:30 AM]	35	1	1	1	2	1	0	1	42
[02:30 AM-02:45 AM]	29	2	1	0	0	0	0	0	32
[02:45 AM-03:00 AM]	25	0	1	0	0	1	0	0	27
	137	3	5	1	2	4	0	1	153
[03:00 AM-03:15 AM]	32	1	1	0	0	0	0	0	34
[03:15 AM-03:30 AM]	28	1	1	0	1	0	0	0	31
[03:30 AM-03:45 AM]	25	1	0	0	0	0	0	0	26
[03:45 AM-04:00 AM]	18	0	0	0	0	0	0	0	18
	103	3	2	0	1	0	0	0	109

## Time/Class Report

NC97 - Meters	0,0 to 6,0	6,5 to 8,0	8,5 to 11,5	12,0 to 14,5	15,0 to 18,0	18,5 to 21,0	21,5 to 24,0	24,5 >	Total
<b>08/10/2013</b>									
[04:00 AM-04:15 AM]	13	1	0	0	1	0	0	0	15
[04:15 AM-04:30 AM]	22	0	0	0	1	0	0	0	23
[04:30 AM-04:45 AM]	18	0	0	0	0	0	0	0	18
[04:45 AM-05:00 AM]	18	0	1	0	0	0	0	0	19
	71	1	1	0	2	0	0	0	75
[05:00 AM-05:15 AM]	20	2	1	0	1	0	0	0	24
[05:15 AM-05:30 AM]	25	1	0	0	0	0	0	0	26
[05:30 AM-05:45 AM]	38	0	1	0	1	0	0	0	40
[05:45 AM-06:00 AM]	22	1	1	1	1	0	0	0	26
	105	4	3	1	3	0	0	0	116
[06:00 AM-06:15 AM]	32	4	1	0	0	0	0	0	37
[06:15 AM-06:30 AM]	38	1	1	0	0	0	0	0	40
[06:30 AM-06:45 AM]	44	0	4	0	1	0	0	0	49
[06:45 AM-07:00 AM]	52	0	1	1	1	0	0	0	55
	166	5	7	1	2	0	0	0	181
[07:00 AM-07:15 AM]	43	2	1	1	1	0	0	0	48
[07:15 AM-07:30 AM]	46	1	2	0	0	0	0	0	49
[07:30 AM-07:45 AM]	78	1	4	1	0	0	0	0	84
[07:45 AM-08:00 AM]	65	1	1	1	0	0	1	0	69
	232	5	8	3	1	0	1	0	250
[08:00 AM-08:15 AM]	84	1	3	1	1	0	0	1	91
[08:15 AM-08:30 AM]	88	1	2	1	2	0	0	0	94
[08:30 AM-08:45 AM]	103	1	3	1	2	2	0	0	112
[08:45 AM-09:00 AM]	103	5	2	0	2	1	1	2	116
	378	8	10	3	7	3	1	3	413
[09:00 AM-09:15 AM]	130	1	3	2	0	0	0	0	136
[09:15 AM-09:30 AM]	151	3	0	0	3	0	0	1	158
[09:30 AM-09:45 AM]	151	2	3	0	1	0	0	0	157
[09:45 AM-10:00 AM]	151	0	2	1	0	0	0	0	154
	583	6	8	3	4	0	0	1	605
[10:00 AM-10:15 AM]	158	0	2	1	0	0	0	0	161
[10:15 AM-10:30 AM]	145	2	0	1	0	0	0	0	148
[10:30 AM-10:45 AM]	149	0	2	1	0	0	0	0	152
[10:45 AM-11:00 AM]	140	3	1	1	1	0	0	0	146
	592	5	5	4	1	0	0	0	607

### Time/Class Report

NC97 - Meters	0,0 to 6,0	6,5 to 8,0	8,5 to 11,5	12,0 to 14,5	15,0 to 18,0	18,5 to 21,0	21,5 to 24,0	24,5 >	Total
<b>08/10/2013</b>									
[11:00 AM-11:15 AM]	132	2	1	0	0	0	0	0	135
[11:15 AM-11:30 AM]	155	2	3	0	0	0	0	0	160
[11:30 AM-11:45 AM]	102	2	1	0	1	0	0	0	106
[11:45 AM-12:00 PM]	123	3	0	0	0	0	0	0	126
	512	9	5	0	1	0	0	0	527
[12:00 PM-12:15 PM]	119	0	1	1	0	0	0	0	121
[12:15 PM-12:30 PM]	103	0	0	0	1	0	0	0	104
[12:30 PM-12:45 PM]	100	2	3	0	0	0	0	0	105
[12:45 PM-01:00 PM]	104	0	2	0	0	0	0	0	106
	426	2	6	1	1	0	0	0	436
[01:00 PM-01:15 PM]	95	1	1	1	0	0	0	0	98
[01:15 PM-01:30 PM]	99	1	0	1	0	0	0	0	101
[01:30 PM-01:45 PM]	87	1	2	0	1	0	0	0	91
[01:45 PM-02:00 PM]	98	2	1	1	1	0	0	0	103
	379	5	4	3	2	0	0	0	393
[02:00 PM-02:15 PM]	79	0	3	3	0	0	0	0	85
[02:15 PM-02:30 PM]	91	0	1	0	0	0	0	0	92
[02:30 PM-02:45 PM]	102	0	2	1	0	0	0	0	105
[02:45 PM-03:00 PM]	94	1	0	0	2	0	0	0	97
	366	1	6	4	2	0	0	0	379
[03:00 PM-03:15 PM]	104	0	2	1	0	0	0	0	107
[03:15 PM-03:30 PM]	95	0	0	0	0	0	0	0	95
[03:30 PM-03:45 PM]	105	3	2	1	1	1	1	0	114
[03:45 PM-04:00 PM]	107	1	1	0	0	0	0	0	109
	411	4	5	2	1	1	1	0	425
[04:00 PM-04:15 PM]	98	1	0	2	0	0	0	0	101
[04:15 PM-04:30 PM]	143	0	1	0	0	0	0	0	144
[04:30 PM-04:45 PM]	99	1	1	0	0	0	0	0	101
[04:45 PM-05:00 PM]	121	2	0	0	0	0	0	0	123
	461	4	2	2	0	0	0	0	469
[05:00 PM-05:15 PM]	113	3	1	1	0	0	0	0	118
[05:15 PM-05:30 PM]	114	0	1	0	0	0	0	0	115
[05:30 PM-05:45 PM]	147	2	3	1	0	0	0	0	153
[05:45 PM-06:00 PM]	148	0	0	0	0	0	0	0	148
	522	5	5	2	0	0	0	0	534

### Time/Class Report

	0,0 to 6,0	6,5 to 8,0	8,5 to 11,5	12,0 to 14,5	15,0 to 18,0	18,5 to 21,0	21,5 to 24,0	24,5 >	Total
--	------------------	------------------	-------------------	--------------------	--------------------	--------------------	--------------------	-----------	-------

**08/10/2013**

[06:00 PM-06:15 PM]	169	0	1	1	0	0	0	0	171
[06:15 PM-06:30 PM]	145	1	0	1	0	0	0	0	147
[06:30 PM-06:45 PM]	118	2	3	0	0	0	0	0	123
[06:45 PM-07:00 PM]	136	2	0	1	0	0	0	0	139
	568	5	4	3	0	0	0	0	580

[07:00 PM-07:15 PM]	130	1	2	1	0	0	0	0	134
[07:15 PM-07:30 PM]	112	0	1	0	0	0	0	0	113
[07:30 PM-07:45 PM]	118	1	4	1	0	0	0	0	124
[07:45 PM-08:00 PM]	111	0	2	1	0	0	0	0	114
	471	2	9	3	0	0	0	0	485

Daily Totals:      7090      79      97      41      31      10      3      5      7356

Report Totals:      14630      207      192      108      62      17      8      6      15230

Report Percentages:      96.06%      1.36%      1.26%      0.71%      0.41%      0.11%      0.05%      0.04%

## Time/Speed Report

HI-Star ID: 2813	Begin: 08/09/2013 08:00 AM	End: 08/10/2013 08:00 PM
Street: SS13 TERRAGLIO	Lane: P3	Hours: 36:00
State: IT	Oper:	Period: 15
City: PREGANZIOL	Posted: 69	Raw Count: 16804
County: VENETO	AADT Factor: 1	AADT Count: 11203

	0 to 15	16 to 25	26 to 35	36 to 45	46 to 55	56 to 65	66 to 75	76 to 85	86 to 95	96 to 105	106 to 115	116 to 125	126 to 135	136 to 145	146 >	Total
--	---------	----------	----------	----------	----------	----------	----------	----------	----------	-----------	------------	------------	------------	------------	-------	-------

### 08/09/2013

[08:00 AM-08:15 AM]	0	0	2	2	22	57	27	15	4	1	0	0	0	0	0	130
[08:15 AM-08:30 AM]	0	0	0	3	10	51	39	17	1	0	0	0	0	0	0	121
[08:30 AM-08:45 AM]	0	2	1	0	7	65	44	18	7	3	0	0	0	0	0	147
[08:45 AM-09:00 AM]	0	1	1	2	11	46	34	21	2	2	0	0	0	0	0	120
	<u>0</u>	<u>3</u>	<u>4</u>	<u>7</u>	<u>50</u>	<u>219</u>	<u>144</u>	<u>71</u>	<u>14</u>	<u>6</u>	<u>0</u>	<u>0</u>	<u>0</u>	<u>0</u>	<u>0</u>	<u>518</u>
[09:00 AM-09:15 AM]	0	2	0	1	16	58	39	9	5	3	0	0	0	0	0	133
[09:15 AM-09:30 AM]	0	1	0	2	19	61	27	12	3	0	0	0	0	0	0	125
[09:30 AM-09:45 AM]	0	0	4	10	42	46	20	10	5	0	0	0	0	0	0	137
[09:45 AM-10:00 AM]	0	0	0	2	18	62	36	7	3	1	0	0	0	0	0	129
	<u>0</u>	<u>3</u>	<u>4</u>	<u>15</u>	<u>95</u>	<u>227</u>	<u>122</u>	<u>38</u>	<u>16</u>	<u>4</u>	<u>0</u>	<u>0</u>	<u>0</u>	<u>0</u>	<u>0</u>	<u>524</u>
[10:00 AM-10:15 AM]	0	3	6	7	31	57	25	5	4	1	0	0	0	0	0	139
[10:15 AM-10:30 AM]	0	1	2	4	21	49	31	16	1	0	0	0	0	0	0	125
[10:30 AM-10:45 AM]	0	1	0	0	21	65	42	9	2	3	0	0	0	0	0	143
[10:45 AM-11:00 AM]	0	0	2	1	18	51	39	14	3	0	0	0	0	0	0	128
	<u>0</u>	<u>5</u>	<u>10</u>	<u>12</u>	<u>91</u>	<u>222</u>	<u>137</u>	<u>44</u>	<u>10</u>	<u>4</u>	<u>0</u>	<u>0</u>	<u>0</u>	<u>0</u>	<u>0</u>	<u>535</u>
[11:00 AM-11:15 AM]	0	0	1	2	12	62	42	8	8	0	0	0	0	0	0	135
[11:15 AM-11:30 AM]	0	1	1	1	5	34	51	26	5	1	0	0	0	0	0	125
[11:30 AM-11:45 AM]	0	0	1	2	8	54	28	9	4	1	0	0	0	0	0	107
[11:45 AM-12:00 PM]	0	0	0	5	8	45	43	22	4	5	0	0	0	0	0	132
	<u>0</u>	<u>1</u>	<u>3</u>	<u>10</u>	<u>33</u>	<u>195</u>	<u>164</u>	<u>65</u>	<u>21</u>	<u>7</u>	<u>0</u>	<u>0</u>	<u>0</u>	<u>0</u>	<u>0</u>	<u>499</u>
[12:00 PM-12:15 PM]	0	0	0	1	11	46	54	18	6	2	0	0	0	0	0	138
[12:15 PM-12:30 PM]	0	0	3	3	10	40	35	14	7	0	0	0	0	0	0	112
[12:30 PM-12:45 PM]	0	0	1	1	15	40	52	22	3	1	0	0	0	0	0	135
[12:45 PM-01:00 PM]	0	1	4	1	4	32	40	11	8	2	0	0	0	0	0	103
	<u>0</u>	<u>1</u>	<u>8</u>	<u>6</u>	<u>40</u>	<u>158</u>	<u>181</u>	<u>65</u>	<u>24</u>	<u>5</u>	<u>0</u>	<u>0</u>	<u>0</u>	<u>0</u>	<u>0</u>	<u>488</u>
[01:00 PM-01:15 PM]	0	0	3	4	7	37	38	13	6	5	0	0	0	0	0	113
[01:15 PM-01:30 PM]	0	0	0	3	5	30	31	21	13	0	0	0	0	0	0	103
[01:30 PM-01:45 PM]	0	1	1	1	5	39	38	10	6	0	0	0	0	0	0	101
[01:45 PM-02:00 PM]	0	0	1	1	2	22	30	18	8	1	0	0	0	0	0	83
	<u>0</u>	<u>1</u>	<u>5</u>	<u>9</u>	<u>19</u>	<u>128</u>	<u>137</u>	<u>62</u>	<u>33</u>	<u>6</u>	<u>0</u>	<u>0</u>	<u>0</u>	<u>0</u>	<u>0</u>	<u>400</u>

## Time/Speed Report

NC97 - kph	0 to 15	16 to 25	26 to 35	36 to 45	46 to 55	56 to 65	66 to 75	76 to 85	86 to 95	96 to 105	106 to 115	116 to 125	126 to 135	136 to 145	146 >	Total
<b>08/09/2013</b>																
[02:00 PM-02:15 PM]	0	2	4	0	13	39	42	12	2	4	0	0	0	0	0	118
[02:15 PM-02:30 PM]	0	0	0	1	6	27	42	15	7	3	0	0	0	0	0	101
[02:30 PM-02:45 PM]	0	0	2	2	5	41	31	16	5	2	0	0	0	0	0	104
[02:45 PM-03:00 PM]	0	2	1	0	6	36	38	17	8	6	0	0	0	0	0	114
	0	4	7	3	30	143	153	60	22	15	0	0	0	0	0	437
[03:00 PM-03:15 PM]	0	1	1	2	14	38	32	25	5	5	0	0	0	0	0	123
[03:15 PM-03:30 PM]	0	2	0	1	7	54	48	13	5	1	0	0	0	0	0	131
[03:30 PM-03:45 PM]	0	0	1	10	8	50	32	5	7	5	0	0	0	0	0	118
[03:45 PM-04:00 PM]	0	1	0	3	14	59	43	19	6	4	0	0	0	0	0	149
	0	4	2	16	43	201	155	62	23	15	0	0	0	0	0	521
[04:00 PM-04:15 PM]	0	0	1	0	9	43	42	10	7	2	0	0	0	0	0	114
[04:15 PM-04:30 PM]	0	0	0	4	13	65	33	13	3	3	0	0	0	0	0	134
[04:30 PM-04:45 PM]	0	1	1	5	17	55	45	20	7	2	0	0	0	0	0	153
[04:45 PM-05:00 PM]	0	0	1	2	7	75	47	11	4	1	0	0	0	0	0	148
	0	1	3	11	46	238	167	54	21	8	0	0	0	0	0	549
[05:00 PM-05:15 PM]	0	4	2	2	24	58	45	11	2	1	0	0	0	0	0	149
[05:15 PM-05:30 PM]	0	4	0	4	18	65	36	14	1	0	0	0	0	0	0	142
[05:30 PM-05:45 PM]	0	1	0	1	16	48	48	17	3	2	0	0	0	0	0	136
[05:45 PM-06:00 PM]	0	0	2	1	8	65	62	26	6	2	0	0	0	0	0	172
	0	9	4	8	66	236	191	68	12	5	0	0	0	0	0	599
[06:00 PM-06:15 PM]	0	1	0	3	24	64	48	13	3	1	0	0	0	0	0	157
[06:15 PM-06:30 PM]	0	0	1	4	9	42	44	20	3	1	0	0	0	0	0	124
[06:30 PM-06:45 PM]	0	1	0	0	8	77	54	19	2	1	0	0	0	0	0	162
[06:45 PM-07:00 PM]	0	0	0	1	5	57	52	15	8	2	0	0	0	0	0	140
	0	2	1	8	46	240	198	67	16	5	0	0	0	0	0	583
[07:00 PM-07:15 PM]	0	3	1	1	11	46	42	14	6	2	0	0	0	0	0	126
[07:15 PM-07:30 PM]	0	1	5	4	11	34	39	10	8	4	0	0	0	0	0	116
[07:30 PM-07:45 PM]	0	2	6	7	16	56	43	9	4	1	0	0	0	0	0	144
[07:45 PM-08:00 PM]	0	3	0	0	7	66	57	16	3	2	0	0	0	0	0	154
	0	9	12	12	45	202	181	49	21	9	0	0	0	0	0	540
[08:00 PM-08:15 PM]	0	1	2	3	14	52	25	14	3	3	0	0	0	0	0	117
[08:15 PM-08:30 PM]	0	2	0	2	11	55	36	6	2	0	0	0	0	0	0	114
[08:30 PM-08:45 PM]	0	1	0	1	8	64	24	4	4	3	0	0	0	0	0	109
[08:45 PM-09:00 PM]	0	2	2	0	19	62	27	8	1	0	0	0	0	0	0	121
	0	6	4	6	52	233	112	32	10	6	0	0	0	0	0	461

## Time/Speed Report

NC97 - kph	0 to 15	16 to 25	26 to 35	36 to 45	46 to 55	56 to 65	66 to 75	76 to 85	86 to 95	96 to 105	106 to 115	116 to 125	126 to 135	136 to 145	146 >	Total
------------	---------	----------	----------	----------	----------	----------	----------	----------	----------	-----------	------------	------------	------------	------------	-------	-------

### 08/09/2013

[09:00 PM-09:15 PM]	0	3	0	0	4	63	44	13	3	0	0	0	0	0	0	130
[09:15 PM-09:30 PM]	0	0	0	4	23	67	30	12	3	0	0	0	0	0	0	139
[09:30 PM-09:45 PM]	0	0	0	0	16	59	24	7	0	1	0	0	0	0	0	107
[09:45 PM-10:00 PM]	0	1	0	5	23	57	22	5	0	0	0	0	0	0	0	113
	<u>0</u>	<u>4</u>	<u>0</u>	<u>9</u>	<u>66</u>	<u>246</u>	<u>120</u>	<u>37</u>	<u>6</u>	<u>1</u>	<u>0</u>	<u>0</u>	<u>0</u>	<u>0</u>	<u>0</u>	<u>489</u>
[10:00 PM-10:15 PM]	0	0	0	0	19	47	26	4	1	1	0	0	0	0	0	98
[10:15 PM-10:30 PM]	0	1	1	2	11	61	21	4	0	0	0	0	0	0	0	101
[10:30 PM-10:45 PM]	0	1	0	2	13	38	21	7	1	1	0	0	0	0	0	84
[10:45 PM-11:00 PM]	0	0	0	2	19	41	20	3	1	0	0	0	0	0	0	86
	<u>0</u>	<u>2</u>	<u>1</u>	<u>6</u>	<u>62</u>	<u>187</u>	<u>88</u>	<u>18</u>	<u>3</u>	<u>2</u>	<u>0</u>	<u>0</u>	<u>0</u>	<u>0</u>	<u>0</u>	<u>369</u>
[11:00 PM-11:15 PM]	0	0	1	2	20	41	12	4	1	0	0	0	0	0	0	81
[11:15 PM-11:30 PM]	0	0	0	3	9	41	21	10	1	1	0	0	0	0	0	86
[11:30 PM-11:45 PM]	0	0	1	2	11	27	33	8	2	2	0	0	0	0	0	86
[11:45 PM-12:00 AM]	0	1	1	6	17	53	20	5	2	4	0	0	0	0	0	109
	<u>0</u>	<u>1</u>	<u>3</u>	<u>13</u>	<u>57</u>	<u>162</u>	<u>86</u>	<u>27</u>	<u>6</u>	<u>7</u>	<u>0</u>	<u>0</u>	<u>0</u>	<u>0</u>	<u>0</u>	<u>362</u>
Daily Totals:	0		71		841		2336		258		0		0		0	
		56		151		3237		819		105		0		0		7874

### 08/10/2013

[12:00 AM-12:15 AM]	0	1	0	1	14	51	26	3	3	0	0	0	0	0	0	99
[12:15 AM-12:30 AM]	0	0	0	1	13	24	14	2	2	1	0	0	0	0	0	57
[12:30 AM-12:45 AM]	0	0	1	1	10	32	35	6	3	0	0	0	0	0	0	88
[12:45 AM-01:00 AM]	0	0	0	2	7	30	22	5	1	0	0	0	0	0	0	67
	<u>0</u>	<u>1</u>	<u>1</u>	<u>5</u>	<u>44</u>	<u>137</u>	<u>97</u>	<u>16</u>	<u>9</u>	<u>1</u>	<u>0</u>	<u>0</u>	<u>0</u>	<u>0</u>	<u>0</u>	<u>311</u>
[01:00 AM-01:15 AM]	0	0	0	1	14	35	34	6	1	1	0	0	0	0	0	92
[01:15 AM-01:30 AM]	0	1	1	2	15	37	23	7	2	1	0	0	0	0	0	89
[01:30 AM-01:45 AM]	0	0	0	1	6	33	20	6	2	0	0	0	0	0	0	68
[01:45 AM-02:00 AM]	0	0	2	0	11	20	14	9	2	1	0	0	0	0	0	59
	<u>0</u>	<u>1</u>	<u>3</u>	<u>4</u>	<u>46</u>	<u>125</u>	<u>91</u>	<u>28</u>	<u>7</u>	<u>3</u>	<u>0</u>	<u>0</u>	<u>0</u>	<u>0</u>	<u>0</u>	<u>308</u>
[02:00 AM-02:15 AM]	0	2	2	0	4	24	14	5	1	0	0	0	0	0	0	52
[02:15 AM-02:30 AM]	0	0	0	0	5	18	14	2	2	1	0	0	0	0	0	42
[02:30 AM-02:45 AM]	0	0	0	1	1	15	9	4	2	0	0	0	0	0	0	32
[02:45 AM-03:00 AM]	0	0	1	1	3	11	8	2	1	0	0	0	0	0	0	27
	<u>0</u>	<u>2</u>	<u>3</u>	<u>2</u>	<u>13</u>	<u>68</u>	<u>45</u>	<u>13</u>	<u>6</u>	<u>1</u>	<u>0</u>	<u>0</u>	<u>0</u>	<u>0</u>	<u>0</u>	<u>153</u>
[03:00 AM-03:15 AM]	0	0	0	0	1	7	6	16	3	1	0	0	0	0	0	34
[03:15 AM-03:30 AM]	0	0	0	1	1	12	11	4	2	0	0	0	0	0	0	31
[03:30 AM-03:45 AM]	0	0	0	0	1	9	8	5	0	3	0	0	0	0	0	26
[03:45 AM-04:00 AM]	0	0	0	0	1	4	10	2	0	1	0	0	0	0	0	18
	<u>0</u>	<u>0</u>	<u>0</u>	<u>1</u>	<u>4</u>	<u>32</u>	<u>35</u>	<u>27</u>	<u>5</u>	<u>5</u>	<u>0</u>	<u>0</u>	<u>0</u>	<u>0</u>	<u>0</u>	<u>109</u>

## Time/Speed Report

NC97 - kph	0 to 15	16 to 25	26 to 35	36 to 45	46 to 55	56 to 65	66 to 75	76 to 85	86 to 95	96 to 105	106 to 115	116 to 125	126 to 135	136 to 145	146 >	Total
<b>08/10/2013</b>																
[04:00 AM-04:15 AM]	0	0	0	0	0	3	5	5	2	0	0	0	0	0	0	15
[04:15 AM-04:30 AM]	0	1	0	0	0	7	9	2	2	2	0	0	0	0	0	23
[04:30 AM-04:45 AM]	0	0	0	2	0	4	7	2	2	1	0	0	0	0	0	18
[04:45 AM-05:00 AM]	0	1	0	0	2	4	6	4	2	0	0	0	0	0	0	19
	0	2	0	2	2	18	27	13	8	3	0	0	0	0	0	75
[05:00 AM-05:15 AM]	0	0	0	0	2	6	10	2	2	2	0	0	0	0	0	24
[05:15 AM-05:30 AM]	0	0	0	0	0	4	11	3	6	2	0	0	0	0	0	26
[05:30 AM-05:45 AM]	0	1	0	0	4	11	13	9	1	1	0	0	0	0	0	40
[05:45 AM-06:00 AM]	0	1	0	0	0	4	10	6	4	1	0	0	0	0	0	26
	0	2	0	0	6	25	44	20	13	6	0	0	0	0	0	116
[06:00 AM-06:15 AM]	0	0	0	0	0	10	13	10	2	2	0	0	0	0	0	37
[06:15 AM-06:30 AM]	0	0	0	1	1	4	21	6	6	1	0	0	0	0	0	40
[06:30 AM-06:45 AM]	0	0	1	0	5	9	14	12	7	1	0	0	0	0	0	49
[06:45 AM-07:00 AM]	0	1	1	0	1	8	26	14	3	1	0	0	0	0	0	55
	0	1	2	1	7	31	74	42	18	5	0	0	0	0	0	181
[07:00 AM-07:15 AM]	0	0	0	1	8	16	12	8	2	1	0	0	0	0	0	48
[07:15 AM-07:30 AM]	0	0	1	0	2	15	14	9	5	3	0	0	0	0	0	49
[07:30 AM-07:45 AM]	0	0	1	0	9	29	22	14	8	1	0	0	0	0	0	84
[07:45 AM-08:00 AM]	0	0	0	1	3	27	22	10	6	0	0	0	0	0	0	69
	0	0	2	2	22	87	70	41	21	5	0	0	0	0	0	250
[08:00 AM-08:15 AM]	0	1	2	2	7	33	29	14	2	1	0	0	0	0	0	91
[08:15 AM-08:30 AM]	0	0	4	4	4	30	25	16	7	4	0	0	0	0	0	94
[08:30 AM-08:45 AM]	0	0	1	4	12	45	33	14	3	0	0	0	0	0	0	112
[08:45 AM-09:00 AM]	0	1	3	2	23	47	27	9	3	1	0	0	0	0	0	116
	0	2	10	12	46	155	114	53	15	6	0	0	0	0	0	413
[09:00 AM-09:15 AM]	0	0	2	1	13	54	46	17	3	0	0	0	0	0	0	136
[09:15 AM-09:30 AM]	0	1	0	3	15	78	43	13	4	1	0	0	0	0	0	158
[09:30 AM-09:45 AM]	0	1	0	5	16	82	36	12	4	1	0	0	0	0	0	157
[09:45 AM-10:00 AM]	0	2	0	3	28	79	31	4	5	2	0	0	0	0	0	154
	0	4	2	12	72	293	156	46	16	4	0	0	0	0	0	605
[10:00 AM-10:15 AM]	0	2	1	3	28	85	29	8	3	2	0	0	0	0	0	161
[10:15 AM-10:30 AM]	0	1	0	4	14	64	45	13	6	1	0	0	0	0	0	148
[10:30 AM-10:45 AM]	0	1	0	2	15	71	48	12	3	0	0	0	0	0	0	152
[10:45 AM-11:00 AM]	0	0	0	1	18	55	49	17	5	1	0	0	0	0	0	146
	0	4	1	10	75	275	171	50	17	4	0	0	0	0	0	607



## Time/Speed Report

NC97 - kph	0 to 15	16 to 25	26 to 35	36 to 45	46 to 55	56 to 65	66 to 75	76 to 85	86 to 95	96 to 105	106 to 115	116 to 125	126 to 135	136 to 145	146 >	Total
<b>08/10/2013</b>																
[11:00 AM-11:15 AM]	0	1	0	2	25	56	33	15	1	2	0	0	0	0	0	135
[11:15 AM-11:30 AM]	0	1	0	3	21	61	53	16	3	2	0	0	0	0	0	160
[11:30 AM-11:45 AM]	0	2	0	4	10	32	27	22	6	3	0	0	0	0	0	106
[11:45 AM-12:00 PM]	0	0	1	0	15	46	41	13	8	2	0	0	0	0	0	126
	0	4	1	9	71	195	154	66	18	9	0	0	0	0	0	527
[12:00 PM-12:15 PM]	0	0	1	2	13	53	40	6	4	2	0	0	0	0	0	121
[12:15 PM-12:30 PM]	0	0	1	2	9	50	29	11	2	0	0	0	0	0	0	104
[12:30 PM-12:45 PM]	0	0	0	3	7	39	33	19	3	1	0	0	0	0	0	105
[12:45 PM-01:00 PM]	0	0	0	0	6	35	43	11	11	0	0	0	0	0	0	106
	0	0	2	7	35	177	145	47	20	3	0	0	0	0	0	436
[01:00 PM-01:15 PM]	0	1	1	3	15	38	26	10	4	0	0	0	0	0	0	98
[01:15 PM-01:30 PM]	0	1	1	0	7	23	28	25	15	1	0	0	0	0	0	101
[01:30 PM-01:45 PM]	0	3	0	2	5	33	28	10	8	2	0	0	0	0	0	91
[01:45 PM-02:00 PM]	0	0	0	3	11	31	40	14	1	3	0	0	0	0	0	103
	0	5	2	8	38	125	122	59	28	6	0	0	0	0	0	393
[02:00 PM-02:15 PM]	0	0	0	2	7	30	23	14	7	2	0	0	0	0	0	85
[02:15 PM-02:30 PM]	0	1	0	3	3	19	35	21	8	2	0	0	0	0	0	92
[02:30 PM-02:45 PM]	0	2	0	2	3	29	36	25	5	3	0	0	0	0	0	105
[02:45 PM-03:00 PM]	0	1	1	1	6	35	35	14	3	1	0	0	0	0	0	97
	0	4	1	8	19	113	129	74	23	8	0	0	0	0	0	379
[03:00 PM-03:15 PM]	0	1	2	1	8	44	34	13	1	3	0	0	0	0	0	107
[03:15 PM-03:30 PM]	0	1	0	1	9	40	28	9	5	2	0	0	0	0	0	95
[03:30 PM-03:45 PM]	0	0	0	1	4	47	36	17	6	3	0	0	0	0	0	114
[03:45 PM-04:00 PM]	0	3	0	1	4	29	44	16	9	3	0	0	0	0	0	109
	0	5	2	4	25	160	142	55	21	11	0	0	0	0	0	425
[04:00 PM-04:15 PM]	0	1	4	1	5	42	23	15	8	2	0	0	0	0	0	101
[04:15 PM-04:30 PM]	0	0	0	2	30	58	31	17	3	3	0	0	0	0	0	144
[04:30 PM-04:45 PM]	0	2	0	2	2	38	31	19	6	1	0	0	0	0	0	101
[04:45 PM-05:00 PM]	0	1	0	1	10	54	35	17	5	0	0	0	0	0	0	123
	0	4	4	6	47	192	120	68	22	6	0	0	0	0	0	469
[05:00 PM-05:15 PM]	0	1	1	1	28	38	38	6	4	1	0	0	0	0	0	118
[05:15 PM-05:30 PM]	0	1	3	1	6	54	28	16	3	3	0	0	0	0	0	115
[05:30 PM-05:45 PM]	0	0	2	1	12	61	54	17	4	2	0	0	0	0	0	153
[05:45 PM-06:00 PM]	0	1	1	3	8	64	42	22	5	2	0	0	0	0	0	148
	0	3	7	6	54	217	162	61	16	8	0	0	0	0	0	534

## Time/Speed Report

	0 to 15	16 to 25	26 to 35	36 to 45	46 to 55	56 to 65	66 to 75	76 to 85	86 to 95	96 to 105	106 to 115	116 to 125	126 to 135	136 to 145	146 >	Total
--	---------------	----------------	----------------	----------------	----------------	----------------	----------------	----------------	----------------	-----------------	------------------	------------------	------------------	------------------	----------	-------

**08/10/2013**

[06:00 PM-06:15 PM]	0	1	0	2	15	82	49	16	4	2	0	0	0	0	0	171
[06:15 PM-06:30 PM]	0	2	1	0	17	55	49	16	5	2	0	0	0	0	0	147
[06:30 PM-06:45 PM]	0	0	0	0	8	43	55	12	4	1	0	0	0	0	0	123
[06:45 PM-07:00 PM]	0	2	1	2	15	47	54	14	1	3	0	0	0	0	0	139
	0	5	2	4	55	227	207	58	14	8	0	0	0	0	0	580

[07:00 PM-07:15 PM]	0	3	1	2	11	64	28	21	4	0	0	0	0	0	0	134
[07:15 PM-07:30 PM]	0	0	3	2	9	45	39	11	1	3	0	0	0	0	0	113
[07:30 PM-07:45 PM]	0	2	1	2	12	52	40	12	1	2	0	0	0	0	0	124
[07:45 PM-08:00 PM]	0	0	2	0	12	51	31	12	5	1	0	0	0	0	0	114
	0	5	7	6	44	212	138	56	11	6	0	0	0	0	0	485

Daily Totals:      0                    52                    725                    2243                    308                    0                    0                    0

54                    109                    2864                    893                    108                    0                    0                    7356

Report Totals:    0                    123                    1566                    4579                    566                    0                    0                    0

110                    260                    6101                    1712                    213                    0                    0                    15230

Report Percentages: 0.00%    0.81%    10.28%    30.07%    3.72%    0.00%    0.00%    0.00%

0.72%    1.71%    40.06%    11.24%    1.40%    0.00%    0.00%

## Class/Volume Report Graph

HI-Star ID: 2813	Begin: 08/09/2013 08:00 AM	End: 08/10/2013 08:00 PM
Street: SS13 TERRAGLIO	Lane: P3	Hours: 36:00
State: IT	Oper:	Period: 15
City: PREGANZIOL	Posted: 69	Raw Count: 16804
County: VENETO	AADT Factor: 1	AADT Count: 11203

NC97 - Meters	Count	0,0 to 6,0	6,5 to 8,0	8,5 to 11,5	12,0 to 14,5	15,0 to 18,0	18,5 to 21,0	21,5 to 24,0	24,5 >	Total	0	60	120	180
---------------	-------	------------------	------------------	-------------------	--------------------	--------------------	--------------------	--------------------	-----------	-------	---	----	-----	-----

NC97 - Meters	Count	0,0 to 6,0	6,5 to 8,0	8,5 to 11,5	12,0 to 14,5	15,0 to 18,0	18,5 to 21,0	21,5 to 24,0	24,5 >	Total	0	60	120	180
<b>08/09/2013</b>														
[08:00 AM-08:15 AM	139	117	5	3	3	2	0	0	0	130				
[08:15 AM-08:30 AM	134	110	3	3	3	1	0	0	1	121				
[08:30 AM-08:45 AM	168	139	1	3	1	2	1	0	0	147				
[08:45 AM-09:00 AM	127	114	2	2	1	1	0	0	0	120				
	568	480	11	11	8	6	1	0	1	518				
[09:00 AM-09:15 AM	143	117	6	8	2	0	0	0	0	133				
[09:15 AM-09:30 AM	136	117	2	1	2	2	0	1	0	125				
[09:30 AM-09:45 AM	147	124	7	3	2	1	0	0	0	137				
[09:45 AM-10:00 AM	144	123	3	1	0	2	0	0	0	129				
	570	481	18	13	6	5	0	1	0	524				
[10:00 AM-10:15 AM	148	131	3	2	3	0	0	0	0	139				
[10:15 AM-10:30 AM	138	121	3	0	0	1	0	0	0	125				
[10:30 AM-10:45 AM	151	134	4	4	0	1	0	0	0	143				
[10:45 AM-11:00 AM	140	119	4	2	1	2	0	0	0	128				
	577	505	14	8	4	4	0	0	0	535				
[11:00 AM-11:15 AM	140	128	3	2	1	1	0	0	0	135				
[11:15 AM-11:30 AM	134	115	3	4	2	0	1	0	0	125				
[11:30 AM-11:45 AM	118	103	2	2	0	0	0	0	0	107				
[11:45 AM-12:00 PM	146	128	2	0	1	1	0	0	0	132				
	538	474	10	8	4	2	1	0	0	499				
[12:00 PM-12:15 PM	142	134	1	1	0	1	1	0	0	138				
[12:15 PM-12:30 PM	120	104	5	2	0	0	0	1	0	112				
[12:30 PM-12:45 PM	145	127	4	3	1	0	0	0	0	135				
[12:45 PM-01:00 PM	113	94	2	2	4	0	1	0	0	103				
	520	459	12	8	5	1	2	1	0	488				
[01:00 PM-01:15 PM	122	106	3	2	2	0	0	0	0	113				
[01:15 PM-01:30 PM	110	99	1	0	2	0	0	1	0	103				
[01:30 PM-01:45 PM	109	94	1	5	0	0	1	0	0	101				
[01:45 PM-02:00 PM	92	75	3	0	2	2	0	1	0	83				
	433	374	8	7	6	2	1	2	0	400				
[02:00 PM-02:15 PM	131	110	1	3	3	1	0	0	0	118				
[02:15 PM-02:30 PM	116	95	4	0	1	1	0	0	0	101				
[02:30 PM-02:45 PM	113	98	3	1	0	0	1	1	0	104				
[02:45 PM-03:00 PM	131	112	0	2	0	0	0	0	0	114				
	491	415	8	6	4	2	1	1	0	437				
[03:00 PM-03:15 PM	135	118	0	3	1	1	0	0	0	123				
[03:15 PM-03:30 PM	139	128	1	0	2	0	0	0	0	131				
[03:30 PM-03:45 PM	129	113	2	1	2	0	0	0	0	118				
[03:45 PM-04:00 PM	157	143	4	0	1	1	0	0	0	149				
	560	502	7	4	6	2	0	0	0	521				



### Class/Volume Report Graph

NC97 - Meters	Count	0,0 to 6,0	6,5 to 8,0	8,5 to 11,5	12,0 to 14,5	15,0 to 18,0	18,5 to 21,0	21,5 to 24,0	24,5 >	Total	0	60	120	180
<b>08/10/2013</b>														
[12:00 AM-12:15 AM	102	98	0	0	0	0	1	0	0	99				
[12:15 AM-12:30 AM	59	57	0	0	0	0	0	0	0	57				
[12:30 AM-12:45 AM	93	88	0	0	0	0	0	0	0	88				
[12:45 AM-01:00 AM	70	63	1	2	1	0	0	0	0	67				
	324	306	1	2	1	0	1	0	0	311				
[01:00 AM-01:15 AM	97	90	0	0	2	0	0	0	0	92				
[01:15 AM-01:30 AM	90	87	1	0	1	0	0	0	0	89				
[01:30 AM-01:45 AM	71	66	0	0	0	1	1	0	0	68				
[01:45 AM-02:00 AM	76	58	0	0	1	0	0	0	0	59				
	334	301	1	0	4	1	1	0	0	308				
[02:00 AM-02:15 AM	127	48	0	2	0	0	2	0	0	52				
[02:15 AM-02:30 AM	179	35	1	1	1	2	1	0	1	42				
[02:30 AM-02:45 AM	64	29	2	1	0	0	0	0	0	32				
[02:45 AM-03:00 AM	76	25	0	1	0	0	1	0	0	27				
	446	137	3	5	1	2	4	0	1	153				
[03:00 AM-03:15 AM	35	32	1	1	0	0	0	0	0	34				
[03:15 AM-03:30 AM	32	28	1	1	0	1	0	0	0	31				
[03:30 AM-03:45 AM	28	25	1	0	0	0	0	0	0	26				
[03:45 AM-04:00 AM	19	18	0	0	0	0	0	0	0	18				
	114	103	3	2	0	1	0	0	0	109				
[04:00 AM-04:15 AM	17	13	1	0	0	1	0	0	0	15				
[04:15 AM-04:30 AM	23	22	0	0	0	1	0	0	0	23				
[04:30 AM-04:45 AM	20	18	0	0	0	0	0	0	0	18				
[04:45 AM-05:00 AM	19	18	0	1	0	0	0	0	0	19				
	79	71	1	1	0	2	0	0	0	75				
[05:00 AM-05:15 AM	24	20	2	1	0	1	0	0	0	24				
[05:15 AM-05:30 AM	27	25	1	0	0	0	0	0	0	26				
[05:30 AM-05:45 AM	43	38	0	1	0	1	0	0	0	40				
[05:45 AM-06:00 AM	29	22	1	1	1	1	0	0	0	26				
	123	105	4	3	1	3	0	0	0	116				
[06:00 AM-06:15 AM	39	32	4	1	0	0	0	0	0	37				
[06:15 AM-06:30 AM	42	38	1	1	0	0	0	0	0	40				
[06:30 AM-06:45 AM	50	44	0	4	0	1	0	0	0	49				
[06:45 AM-07:00 AM	56	52	0	1	1	1	0	0	0	55				
	187	166	5	7	1	2	0	0	0	181				
[07:00 AM-07:15 AM	49	43	2	1	1	1	0	0	0	48				
[07:15 AM-07:30 AM	57	46	1	2	0	0	0	0	0	49				
[07:30 AM-07:45 AM	90	78	1	4	1	0	0	0	0	84				
[07:45 AM-08:00 AM	75	65	1	1	1	0	0	1	0	69				
	271	232	5	8	3	1	0	1	0	250				
[08:00 AM-08:15 AM	113	84	1	3	1	1	0	0	1	91				
[08:15 AM-08:30 AM	108	88	1	2	1	2	0	0	0	94				
[08:30 AM-08:45 AM	166	103	1	3	1	2	2	0	0	112				
[08:45 AM-09:00 AM	169	103	5	2	0	2	1	1	2	116				
	556	378	8	10	3	7	3	1	3	413				
[09:00 AM-09:15 AM	149	130	1	3	2	0	0	0	0	136				
[09:15 AM-09:30 AM	167	151	3	0	0	3	0	0	1	158				
[09:30 AM-09:45 AM	165	151	2	3	0	1	0	0	0	157				
[09:45 AM-10:00 AM	164	151	0	2	1	0	0	0	0	154				
	645	583	6	8	3	4	0	0	1	605				

## Class/Volume Report Graph

NC97 - Meters	Count	0,0	6,5	8,5	12,0	15,0	18,5	21,5	24,5	Total	Bar Chart			
		to 6,0	to 8,0	to 11,5	to 14,5	to 18,0	to 21,0	to 24,0	>		0	60	120	180
<b>08/10/2013</b>														
[10:00 AM-10:15 AM	172	158	0	2	1	0	0	0	0	161				
[10:15 AM-10:30 AM	161	145	2	0	1	0	0	0	0	148				
[10:30 AM-10:45 AM	162	149	0	2	1	0	0	0	0	152				
[10:45 AM-11:00 AM	152	140	3	1	1	1	0	0	0	146				
	647	592	5	5	4	1	0	0	0	607				
[11:00 AM-11:15 AM	144	132	2	1	0	0	0	0	0	135				
[11:15 AM-11:30 AM	171	155	2	3	0	0	0	0	0	160				
[11:30 AM-11:45 AM	114	102	2	1	0	1	0	0	0	106				
[11:45 AM-12:00 PM	135	123	3	0	0	0	0	0	0	126				
	564	512	9	5	0	1	0	0	0	527				
[12:00 PM-12:15 PM	130	119	0	1	1	0	0	0	0	121				
[12:15 PM-12:30 PM	116	103	0	0	0	1	0	0	0	104				
[12:30 PM-12:45 PM	113	100	2	3	0	0	0	0	0	105				
[12:45 PM-01:00 PM	113	104	0	2	0	0	0	0	0	106				
	472	426	2	6	1	1	0	0	0	436				
[01:00 PM-01:15 PM	108	95	1	1	1	0	0	0	0	98				
[01:15 PM-01:30 PM	109	99	1	0	1	0	0	0	0	101				
[01:30 PM-01:45 PM	104	87	1	2	0	1	0	0	0	91				
[01:45 PM-02:00 PM	109	98	2	1	1	1	0	0	0	103				
	430	379	5	4	3	2	0	0	0	393				
[02:00 PM-02:15 PM	92	79	0	3	3	0	0	0	0	85				
[02:15 PM-02:30 PM	103	91	0	1	0	0	0	0	0	92				
[02:30 PM-02:45 PM	107	102	0	2	1	0	0	0	0	105				
[02:45 PM-03:00 PM	108	94	1	0	0	2	0	0	0	97				
	410	366	1	6	4	2	0	0	0	379				
[03:00 PM-03:15 PM	112	104	0	2	1	0	0	0	0	107				
[03:15 PM-03:30 PM	104	95	0	0	0	0	0	0	0	95				
[03:30 PM-03:45 PM	128	105	3	2	1	1	1	1	0	114				
[03:45 PM-04:00 PM	116	107	1	1	0	0	0	0	0	109				
	460	411	4	5	2	1	1	1	0	425				
[04:00 PM-04:15 PM	113	98	1	0	2	0	0	0	0	101				
[04:15 PM-04:30 PM	149	143	0	1	0	0	0	0	0	144				
[04:30 PM-04:45 PM	116	99	1	1	0	0	0	0	0	101				
[04:45 PM-05:00 PM	133	121	2	0	0	0	0	0	0	123				
	511	461	4	2	2	0	0	0	0	469				
[05:00 PM-05:15 PM	129	113	3	1	1	0	0	0	0	118				
[05:15 PM-05:30 PM	125	114	0	1	0	0	0	0	0	115				
[05:30 PM-05:45 PM	159	147	2	3	1	0	0	0	0	153				
[05:45 PM-06:00 PM	163	148	0	0	0	0	0	0	0	148				
	576	522	5	5	2	0	0	0	0	534				
[06:00 PM-06:15 PM	182	169	0	1	1	0	0	0	0	171				
[06:15 PM-06:30 PM	155	145	1	0	1	0	0	0	0	147				
[06:30 PM-06:45 PM	134	118	2	3	0	0	0	0	0	123				
[06:45 PM-07:00 PM	152	136	2	0	1	0	0	0	0	139				
	623	568	5	4	3	0	0	0	0	580				
[07:00 PM-07:15 PM	145	130	1	2	1	0	0	0	0	134				
[07:15 PM-07:30 PM	124	112	0	1	0	0	0	0	0	113				
[07:30 PM-07:45 PM	133	118	1	4	1	0	0	0	0	124				
[07:45 PM-08:00 PM	124	111	0	2	1	0	0	0	0	114				
	526	471	2	9	3	0	0	0	0	485				



## Average Speed by Class Report

HI-Star ID: 2813	Begin: 08/09/2013 08:00 AM	End: 08/10/2013 08:00 PM
Street: SS13 TERRAGLIO	Lane: P3	Hours: 36:00
State: IT	Oper:	Period: 15
City: PREGANZIOL	Posted: 69	Raw Count: 16804
County: VENETO	AADT Factor: 1	AADT Count: 11203

NC97 - Meters	0,0 to 6,0	6,5 to 8,0	8,5 to 11,5	12,0 to 14,5	15,0 to 18,0	18,5 to 21,0	21,5 to 24,0	24,5 >	Avg Speed
---------------	------------------	------------------	-------------------	--------------------	--------------------	--------------------	--------------------	-----------	-----------

### 08/09/2013

[08:00 AM-08:15 AM]	64,00	69,00	57,00	67,00	85,00	0,00	0,00	0,00	64,00	kph
[08:15 AM-08:30 AM]	66,00	57,00	61,00	64,00	51,00	0,00	0,00	70,00	66,00	kph
[08:30 AM-08:45 AM]	67,00	70,00	57,00	80,00	70,00	61,00	0,00	0,00	67,00	kph
[08:45 AM-09:00 AM]	66,00	66,00	61,00	70,00	80,00	0,00	0,00	0,00	66,00	kph
[09:00 AM-09:15 AM]	64,00	75,00	69,00	66,00	0,00	0,00	0,00	0,00	66,00	kph
[09:15 AM-09:30 AM]	64,00	70,00	61,00	61,00	56,00	0,00	70,00	0,00	64,00	kph
[09:30 AM-09:45 AM]	59,00	64,00	61,00	56,00	61,00	0,00	0,00	0,00	59,00	kph
[09:45 AM-10:00 AM]	64,00	70,00	51,00	0,00	61,00	0,00	0,00	0,00	64,00	kph
[10:00 AM-10:15 AM]	59,00	74,00	41,00	54,00	0,00	0,00	0,00	0,00	59,00	kph
[10:15 AM-10:30 AM]	62,00	67,00	0,00	0,00	61,00	0,00	0,00	0,00	62,00	kph
[10:30 AM-10:45 AM]	64,00	64,00	64,00	0,00	61,00	0,00	0,00	0,00	64,00	kph
[10:45 AM-11:00 AM]	64,00	66,00	75,00	61,00	70,00	0,00	0,00	0,00	64,00	kph
[11:00 AM-11:15 AM]	66,00	74,00	61,00	51,00	51,00	0,00	0,00	0,00	66,00	kph
[11:15 AM-11:30 AM]	69,00	74,00	70,00	70,00	0,00	70,00	0,00	0,00	69,00	kph
[11:30 AM-11:45 AM]	66,00	70,00	61,00	0,00	0,00	0,00	0,00	0,00	66,00	kph
[11:45 AM-12:00 PM]	69,00	70,00	0,00	70,00	70,00	0,00	0,00	0,00	69,00	kph
[12:00 PM-12:15 PM]	67,00	90,00	70,00	0,00	70,00	70,00	0,00	0,00	69,00	kph
[12:15 PM-12:30 PM]	66,00	69,00	70,00	0,00	0,00	0,00	70,00	0,00	66,00	kph
[12:30 PM-12:45 PM]	67,00	74,00	64,00	70,00	0,00	0,00	0,00	0,00	67,00	kph
[12:45 PM-01:00 PM]	67,00	66,00	66,00	67,00	0,00	70,00	0,00	0,00	67,00	kph
[01:00 PM-01:15 PM]	69,00	70,00	45,00	51,00	0,00	0,00	0,00	0,00	67,00	kph
[01:15 PM-01:30 PM]	70,00	70,00	0,00	66,00	0,00	0,00	61,00	0,00	70,00	kph
[01:30 PM-01:45 PM]	67,00	61,00	62,00	0,00	0,00	70,00	0,00	0,00	67,00	kph
[01:45 PM-02:00 PM]	70,00	70,00	0,00	70,00	70,00	0,00	101,00	0,00	70,00	kph
[02:00 PM-02:15 PM]	66,00	70,00	61,00	64,00	61,00	0,00	0,00	0,00	66,00	kph
[02:15 PM-02:30 PM]	69,00	85,00	0,00	80,00	61,00	0,00	0,00	0,00	70,00	kph
[02:30 PM-02:45 PM]	67,00	80,00	61,00	0,00	0,00	80,00	70,00	0,00	67,00	kph
[02:45 PM-03:00 PM]	70,00	0,00	61,00	0,00	0,00	0,00	0,00	0,00	69,00	kph
[03:00 PM-03:15 PM]	69,00	0,00	57,00	61,00	70,00	0,00	0,00	0,00	69,00	kph
[03:15 PM-03:30 PM]	66,00	70,00	0,00	70,00	0,00	0,00	0,00	0,00	66,00	kph
[03:30 PM-03:45 PM]	66,00	70,00	70,00	61,00	0,00	0,00	0,00	0,00	66,00	kph
[03:45 PM-04:00 PM]	67,00	64,00	0,00	61,00	70,00	0,00	0,00	0,00	67,00	kph
[04:00 PM-04:15 PM]	67,00	66,00	61,00	61,00	70,00	0,00	0,00	0,00	67,00	kph
[04:15 PM-04:30 PM]	66,00	64,00	54,00	0,00	0,00	0,00	0,00	0,00	66,00	kph
[04:30 PM-04:45 PM]	66,00	70,00	51,00	0,00	0,00	0,00	0,00	0,00	66,00	kph
[04:45 PM-05:00 PM]	66,00	67,00	70,00	0,00	0,00	0,00	0,00	0,00	66,00	kph
[05:00 PM-05:15 PM]	62,00	56,00	61,00	0,00	0,00	0,00	0,00	0,00	62,00	kph
[05:15 PM-05:30 PM]	62,00	0,00	0,00	66,00	0,00	0,00	0,00	0,00	62,00	kph
[05:30 PM-05:45 PM]	66,00	0,00	61,00	0,00	0,00	0,00	0,00	0,00	66,00	kph
[05:45 PM-06:00 PM]	67,00	75,00	70,00	75,00	0,00	0,00	0,00	0,00	67,00	kph
[06:00 PM-06:15 PM]	64,00	74,00	66,00	0,00	80,00	0,00	0,00	0,00	64,00	kph
[06:15 PM-06:30 PM]	67,00	0,00	0,00	0,00	0,00	0,00	0,00	0,00	67,00	kph
[06:30 PM-06:45 PM]	66,00	70,00	64,00	57,00	0,00	0,00	0,00	0,00	66,00	kph
[06:45 PM-07:00 PM]	67,00	70,00	0,00	90,00	0,00	70,00	0,00	0,00	69,00	kph
[07:00 PM-07:15 PM]	66,00	75,00	51,00	90,00	0,00	0,00	0,00	0,00	66,00	kph
[07:15 PM-07:30 PM]	66,00	51,00	56,00	70,00	90,00	0,00	0,00	0,00	66,00	kph
[07:30 PM-07:45 PM]	62,00	41,00	64,00	61,00	0,00	0,00	0,00	0,00	62,00	kph
[07:45 PM-08:00 PM]	66,00	66,00	0,00	0,00	0,00	0,00	0,00	0,00	66,00	kph
[08:00 PM-08:15 PM]	64,00	90,00	61,00	51,00	0,00	0,00	0,00	0,00	64,00	kph
[08:15 PM-08:30 PM]	64,00	0,00	61,00	0,00	0,00	0,00	0,00	0,00	64,00	kph



### Average Speed by Class Report

NC97 - Meters	0,0 to 6,0	6,5 to 8,0	8,5 to 11,5	12,0 to 14,5	15,0 to 18,0	18,5 to 21,0	21,5 to 24,0	24,5 >	Avg Speed
<b>08/09/2013</b>									
[08:30 PM-08:45 PM]	64.00	70.00	41.00	0.00	0.00	0.00	0.00	0.00	64,00 kph
[08:45 PM-09:00 PM]	62.00	0.00	51.00	0.00	0.00	0.00	0.00	0.00	62,00 kph
[09:00 PM-09:15 PM]	66.00	70.00	0.00	61.00	61.00	0.00	0.00	0.00	66,00 kph
[09:15 PM-09:30 PM]	62.00	0.00	0.00	61.00	0.00	0.00	0.00	0.00	62,00 kph
[09:30 PM-09:45 PM]	62.00	61.00	0.00	61.00	0.00	0.00	0.00	0.00	62,00 kph
[09:45 PM-10:00 PM]	61.00	0.00	0.00	51.00	70.00	0.00	0.00	0.00	61,00 kph
[10:00 PM-10:15 PM]	62.00	70.00	51.00	0.00	0.00	0.00	0.00	0.00	62,00 kph
[10:15 PM-10:30 PM]	61.00	0.00	70.00	0.00	0.00	0.00	0.00	0.00	61,00 kph
[10:30 PM-10:45 PM]	62.00	0.00	0.00	0.00	0.00	0.00	0.00	0.00	62,00 kph
[10:45 PM-11:00 PM]	61.00	0.00	0.00	51.00	0.00	0.00	0.00	0.00	61,00 kph
[11:00 PM-11:15 PM]	61.00	0.00	0.00	0.00	0.00	0.00	0.00	0.00	61,00 kph
[11:15 PM-11:30 PM]	64.00	0.00	0.00	0.00	0.00	0.00	0.00	0.00	64,00 kph
[11:30 PM-11:45 PM]	66.00	0.00	0.00	61.00	0.00	0.00	0.00	0.00	66,00 kph
[11:45 PM-12:00 AM]	62.00	51.00	0.00	0.00	61.00	0.00	0.00	0.00	62,00 kph
<b>08/10/2013</b>									
[12:00 AM-12:15 AM]	62.00	0.00	0.00	0.00	0.00	61.00	0.00	0.00	62,00 kph
[12:15 AM-12:30 AM]	62.00	0.00	0.00	0.00	0.00	0.00	0.00	0.00	62,00 kph
[12:30 AM-12:45 AM]	66.00	0.00	0.00	0.00	0.00	0.00	0.00	0.00	66,00 kph
[12:45 AM-01:00 AM]	64.00	61.00	66.00	41.00	0.00	0.00	0.00	0.00	64,00 kph
[01:00 AM-01:15 AM]	64.00	0.00	0.00	61.00	0.00	0.00	0.00	0.00	64,00 kph
[01:15 AM-01:30 AM]	62.00	70.00	0.00	51.00	0.00	0.00	0.00	0.00	62,00 kph
[01:30 AM-01:45 AM]	66.00	0.00	0.00	0.00	61.00	80.00	0.00	0.00	66,00 kph
[01:45 AM-02:00 AM]	64.00	0.00	0.00	80.00	0.00	0.00	0.00	0.00	66,00 kph
[02:00 AM-02:15 AM]	64.00	0.00	45.00	0.00	0.00	56.00	0.00	0.00	62,00 kph
[02:15 AM-02:30 AM]	66.00	70.00	61.00	70.00	61.00	70.00	0.00	61.00	66,00 kph
[02:30 AM-02:45 AM]	67.00	66.00	61.00	0.00	0.00	0.00	0.00	0.00	67,00 kph
[02:45 AM-03:00 AM]	62.00	0.00	80.00	0.00	0.00	61.00	0.00	0.00	62,00 kph
[03:00 AM-03:15 AM]	75.00	80.00	70.00	0.00	0.00	0.00	0.00	0.00	75,00 kph
[03:15 AM-03:30 AM]	67.00	80.00	80.00	0.00	61.00	0.00	0.00	0.00	67,00 kph
[03:30 AM-03:45 AM]	72.00	61.00	0.00	0.00	0.00	0.00	0.00	0.00	72,00 kph
[03:45 AM-04:00 AM]	70.00	0.00	0.00	0.00	0.00	0.00	0.00	0.00	70,00 kph
[04:00 AM-04:15 AM]	74.00	80.00	0.00	0.00	70.00	0.00	0.00	0.00	74,00 kph
[04:15 AM-04:30 AM]	70.00	0.00	0.00	0.00	70.00	0.00	0.00	0.00	70,00 kph
[04:30 AM-04:45 AM]	70.00	0.00	0.00	0.00	0.00	0.00	0.00	0.00	70,00 kph
[04:45 AM-05:00 AM]	67.00	0.00	70.00	0.00	0.00	0.00	0.00	0.00	67,00 kph
[05:00 AM-05:15 AM]	72.00	70.00	70.00	0.00	61.00	0.00	0.00	0.00	72,00 kph
[05:15 AM-05:30 AM]	77.00	90.00	0.00	0.00	0.00	0.00	0.00	0.00	77,00 kph
[05:30 AM-05:45 AM]	69.00	0.00	61.00	0.00	70.00	0.00	0.00	0.00	69,00 kph
[05:45 AM-06:00 AM]	74.00	70.00	90.00	80.00	61.00	0.00	0.00	0.00	74,00 kph
[06:00 AM-06:15 AM]	74.00	75.00	70.00	0.00	0.00	0.00	0.00	0.00	74,00 kph
[06:15 AM-06:30 AM]	74.00	70.00	70.00	0.00	0.00	0.00	0.00	0.00	74,00 kph
[06:30 AM-06:45 AM]	72.00	0.00	64.00	0.00	70.00	0.00	0.00	0.00	72,00 kph
[06:45 AM-07:00 AM]	70.00	0.00	70.00	70.00	70.00	0.00	0.00	0.00	70,00 kph
[07:00 AM-07:15 AM]	67.00	85.00	51.00	51.00	51.00	0.00	0.00	0.00	67,00 kph
[07:15 AM-07:30 AM]	72.00	61.00	56.00	0.00	0.00	0.00	0.00	0.00	72,00 kph
[07:30 AM-07:45 AM]	69.00	61.00	70.00	61.00	0.00	0.00	0.00	0.00	69,00 kph
[07:45 AM-08:00 AM]	69.00	70.00	61.00	70.00	0.00	0.00	70.00	0.00	69,00 kph
[08:00 AM-08:15 AM]	66.00	80.00	57.00	61.00	70.00	0.00	0.00	61.00	66,00 kph
[08:15 AM-08:30 AM]	67.00	80.00	51.00	70.00	90.00	0.00	0.00	0.00	67,00 kph
[08:30 AM-08:45 AM]	66.00	70.00	61.00	61.00	41.00	56.00	0.00	0.00	64,00 kph
[08:45 AM-09:00 AM]	62.00	54.00	61.00	0.00	75.00	41.00	61.00	61.00	62,00 kph
[09:00 AM-09:15 AM]	66.00	61.00	67.00	56.00	0.00	0.00	0.00	0.00	66,00 kph
[09:15 AM-09:30 AM]	64.00	70.00	0.00	0.00	64.00	0.00	0.00	61.00	64,00 kph
[09:30 AM-09:45 AM]	64.00	66.00	57.00	0.00	80.00	0.00	0.00	0.00	64,00 kph
[09:45 AM-10:00 AM]	62.00	0.00	66.00	61.00	0.00	0.00	0.00	0.00	62,00 kph
[10:00 AM-10:15 AM]	62.00	0.00	61.00	61.00	0.00	0.00	0.00	0.00	62,00 kph
[10:15 AM-10:30 AM]	66.00	56.00	0.00	70.00	0.00	0.00	0.00	0.00	66,00 kph
[10:30 AM-10:45 AM]	64.00	0.00	61.00	70.00	0.00	0.00	0.00	0.00	64,00 kph
[10:45 AM-11:00 AM]	66.00	67.00	70.00	61.00	70.00	0.00	0.00	0.00	66,00 kph
[11:00 AM-11:15 AM]	64.00	66.00	51.00	0.00	0.00	0.00	0.00	0.00	64,00 kph

### Average Speed by Class Report

NC97 - Meters	0,0 to 6,0	6,5 to 8,0	8,5 to 11,5	12,0 to 14,5	15,0 to 18,0	18,5 to 21,0	21,5 to 24,0	24,5 >	Avg Speed
[11:15 AM-11:30 AM]	66.00	70.00	70.00	0.00	0.00	0.00	0.00	0.00	66,00 kph
[11:30 AM-11:45 AM]	67.00	75.00	41.00	0.00	70.00	0.00	0.00	0.00	67,00 kph
[11:45 AM-12:00 PM]	67.00	64.00	0.00	0.00	0.00	0.00	0.00	0.00	67,00 kph
[12:00 PM-12:15 PM]	66.00	0.00	61.00	51.00	0.00	0.00	0.00	0.00	66,00 kph
[12:15 PM-12:30 PM]	64.00	0.00	0.00	0.00	61.00	0.00	0.00	0.00	64,00 kph
[12:30 PM-12:45 PM]	67.00	86.00	64.00	0.00	0.00	0.00	0.00	0.00	67,00 kph
[12:45 PM-01:00 PM]	69.00	0.00	70.00	0.00	0.00	0.00	0.00	0.00	69,00 kph
[01:00 PM-01:15 PM]	64.00	41.00	41.00	90.00	0.00	0.00	0.00	0.00	64,00 kph
[01:15 PM-01:30 PM]	72.00	70.00	0.00	61.00	0.00	0.00	0.00	0.00	72,00 kph
[01:30 PM-01:45 PM]	67.00	80.00	66.00	0.00	80.00	0.00	0.00	0.00	67,00 kph
[01:45 PM-02:00 PM]	67.00	75.00	61.00	61.00	80.00	0.00	0.00	0.00	67,00 kph
[02:00 PM-02:15 PM]	69.00	0.00	57.00	57.00	0.00	0.00	0.00	0.00	69,00 kph
[02:15 PM-02:30 PM]	70.00	0.00	90.00	0.00	0.00	0.00	0.00	0.00	70,00 kph
[02:30 PM-02:45 PM]	70.00	0.00	70.00	70.00	0.00	0.00	0.00	0.00	70,00 kph
[02:45 PM-03:00 PM]	67.00	70.00	0.00	0.00	66.00	0.00	0.00	0.00	67,00 kph
[03:00 PM-03:15 PM]	66.00	0.00	66.00	61.00	0.00	0.00	0.00	0.00	66,00 kph
[03:15 PM-03:30 PM]	66.00	0.00	0.00	0.00	0.00	0.00	0.00	0.00	66,00 kph
[03:30 PM-03:45 PM]	69.00	80.00	86.00	70.00	80.00	61.00	51.00	0.00	69,00 kph
[03:45 PM-04:00 PM]	70.00	20.00	70.00	0.00	0.00	0.00	0.00	0.00	69,00 kph
[04:00 PM-04:15 PM]	67.00	70.00	0.00	66.00	0.00	0.00	0.00	0.00	67,00 kph
[04:15 PM-04:30 PM]	64.00	0.00	51.00	0.00	0.00	0.00	0.00	0.00	64,00 kph
[04:30 PM-04:45 PM]	69.00	70.00	61.00	0.00	0.00	0.00	0.00	0.00	69,00 kph
[04:45 PM-05:00 PM]	66.00	70.00	0.00	0.00	0.00	0.00	0.00	0.00	66,00 kph
[05:00 PM-05:15 PM]	62.00	67.00	61.00	61.00	0.00	0.00	0.00	0.00	62,00 kph
[05:15 PM-05:30 PM]	66.00	0.00	70.00	0.00	0.00	0.00	0.00	0.00	66,00 kph
[05:30 PM-05:45 PM]	66.00	70.00	64.00	61.00	0.00	0.00	0.00	0.00	66,00 kph
[05:45 PM-06:00 PM]	67.00	0.00	0.00	0.00	0.00	0.00	0.00	0.00	67,00 kph
[06:00 PM-06:15 PM]	66.00	0.00	51.00	70.00	0.00	0.00	0.00	0.00	66,00 kph
[06:15 PM-06:30 PM]	66.00	90.00	0.00	61.00	0.00	0.00	0.00	0.00	66,00 kph
[06:30 PM-06:45 PM]	67.00	66.00	67.00	0.00	0.00	0.00	0.00	0.00	67,00 kph
[06:45 PM-07:00 PM]	66.00	56.00	0.00	61.00	0.00	0.00	0.00	0.00	66,00 kph
[07:00 PM-07:15 PM]	64.00	70.00	61.00	70.00	0.00	0.00	0.00	0.00	64,00 kph
[07:15 PM-07:30 PM]	66.00	0.00	70.00	0.00	0.00	0.00	0.00	0.00	66,00 kph
[07:30 PM-07:45 PM]	64.00	80.00	54.00	61.00	0.00	0.00	0.00	0.00	64,00 kph
[07:45 PM-08:00 PM]	66.00	0.00	66.00	61.00	0.00	0.00	0.00	0.00	66,00 kph
Report Totals:	66.20	69.03	62.44	64.28	67.58	65.13	69.25	62.80	

**SEZIONE: B**

**CORSIA N.: P4**

**DIREZIONE: Sud**

**LOCALITA': Strada Statale n. 13  
"Terraglio"**

**PREGANZIOL (TV)**

**Nu-Metrics Traffic Analyzer Study  
Computer Generated Summary Report  
City: PREGANZIOL  
Street: SS13 TERRAGLIO**

A study of vehicle traffic was conducted with HI-STAR unit number 5045. The study was done in the P4 lane on SS13 TERRAGLIO in PREGANZIOL, IT in VENETO county. The study began on 08/09/2013 at 08:00 AM and concluded on 08/10/2013 at 08:00 PM, lasting a total of 36 hours. Data was recorded in 15 minute time periods. The total recorded volume of traffic showed 13.496 vehicles passed through the location with a peak volume of 162 on 08/10/2013 at 11:45 AM and a minimum volume of 21 on 08/10/2013 at 05:15 AM. The AADT Count for this study was 8.997.

**SPEED**

Chart 1 lists the values of the speed bins and the total traffic volume for each bin.

**Chart 1**

0 to 15	16 to 25	26 to 35	36 to 45	46 to 55	56 to 65	66 to 75	76 to 85	86 to 95	96 to 105	106 to 115	116 to 125	126 to 135	136 to 145	146 >
0	51	152	436	2220	5040	2192	672	251	105	0	0	0	0	0

At least half of the vehicles were traveling in the 56 - 65 kph range or a lower speed. The average speed for all classified vehicles was 62 kph with 28,9 percent exceeding the posted speed of 69 kph. The HI-STAR found 100, percent of the total vehicles were traveling in excess of 88.5115 kph. The mode speed for this traffic study was 56 kph and the 85th percentile was 73,08 kph.

**CLASSIFICATION**

Chart 2 lists the values of the eight classification bins and the total traffic volume accumulated for each bin.

**Chart 2**

0,0 to 6,0	6,5 to 8,0	8,5 to 11,5	12,0 to 14,5	15,0 to 18,0	18,5 to 21,0	21,5 to 24,0	24,5 >
10685	134	161	88	46	3	1	1

Most of the vehicles classified during the study were Passenger Cars. The number of Passenger Cars in the study was 10.819 which represents 97,30 percent of the total classified vehicles. The number of Small Trucks in the study was 161 which represents 1,40 percent of the total classified vehicles. The number of Trucks/Buses in the study was 88 which represents 0,80 percent of the total classified vehicles. The number of Tractor Trailers in the study was 51 which represents 0,50 percent of the total classified vehicles.

**HEADWAY**

During the peak time period, on 08/10/2013 at 11:45 AM the average headway between the vehicles was 5,52 seconds. The slowest traffic period was on 08/10/2013 at 05:15 AM. During this slowest period, the average headway was 40,91 seconds.

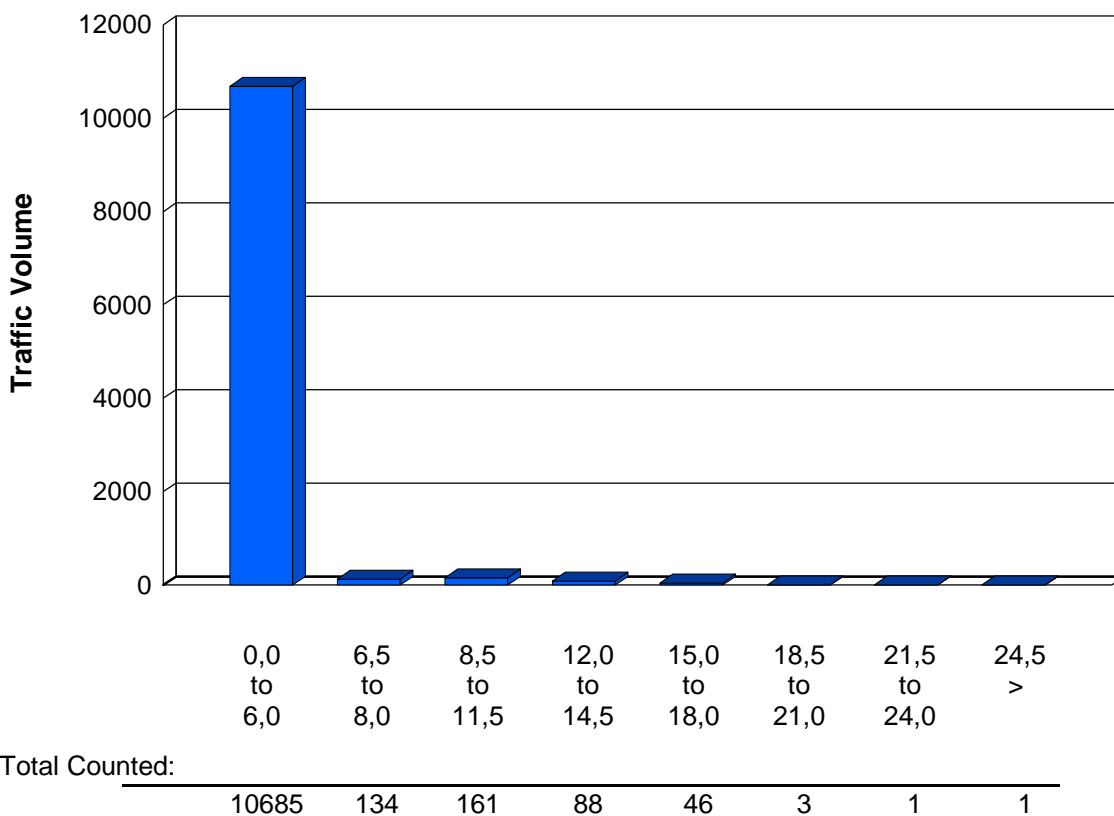
**WEATHER**

The roadway surface temperature over the period of the study varied between 25 and 48 degrees Celsius. The HI-STAR determined that the roadway surface was Dry 95,83 percent of the time.

## Class/Volume Graph

HI-Star ID: 5045	Begin: 08/09/2013 08:00 AM	End: 08/10/2013 08:00 PM
Street: SS13 TERRAGLIO	Lane: P4	Hours: 36:00
State: IT	Oper:	Period: 15
City: PREGANZIOL	Posted: 69	Raw Count: 13496
County: VENETO	AADT Factor: 1	AADT Count: 8997

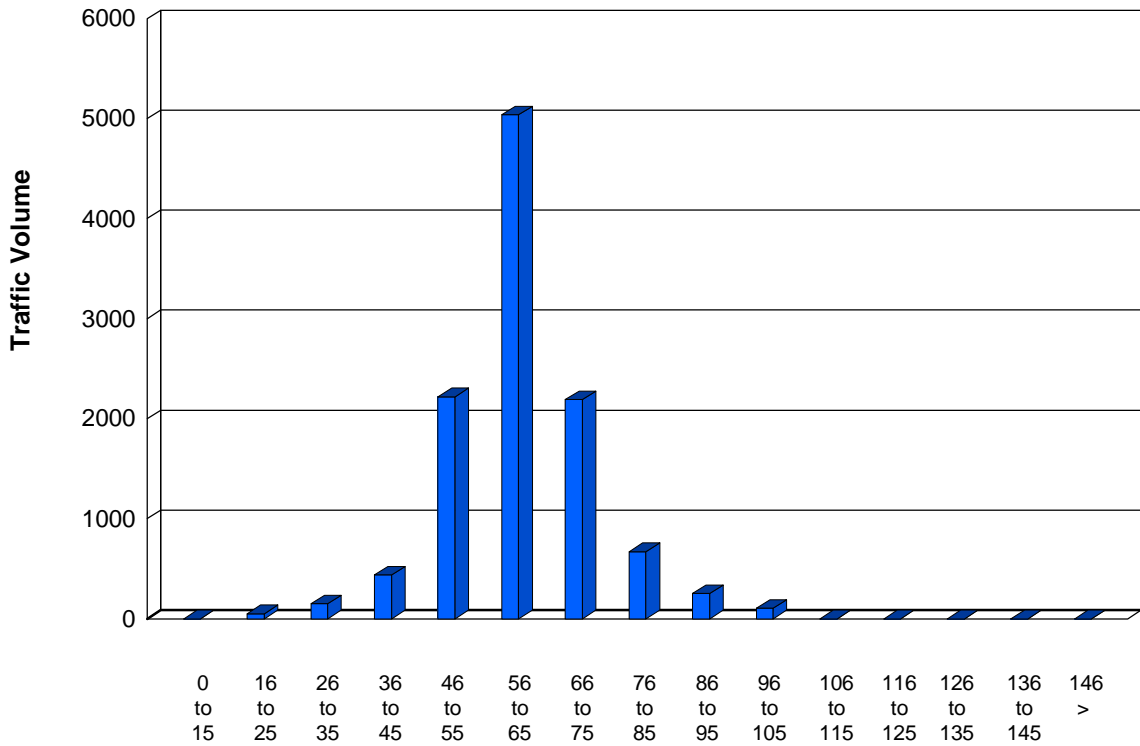
## Class/Volume Graph



## Speed/Volume Graph

HI-Star ID: 5045	Begin: 08/09/2013 08:00 AM	End: 08/10/2013 08:00 PM
Street: SS13 TERRAGLIO	Lane: P4	Hours: 36:00
State: IT	Oper:	Period: 15
City: PREGANZIOL	Posted: 69	Raw Count: 13496
County: VENETO	AADT Factor: 1	AADT Count: 8997

## Speed/Volume Graph



Report Totals:

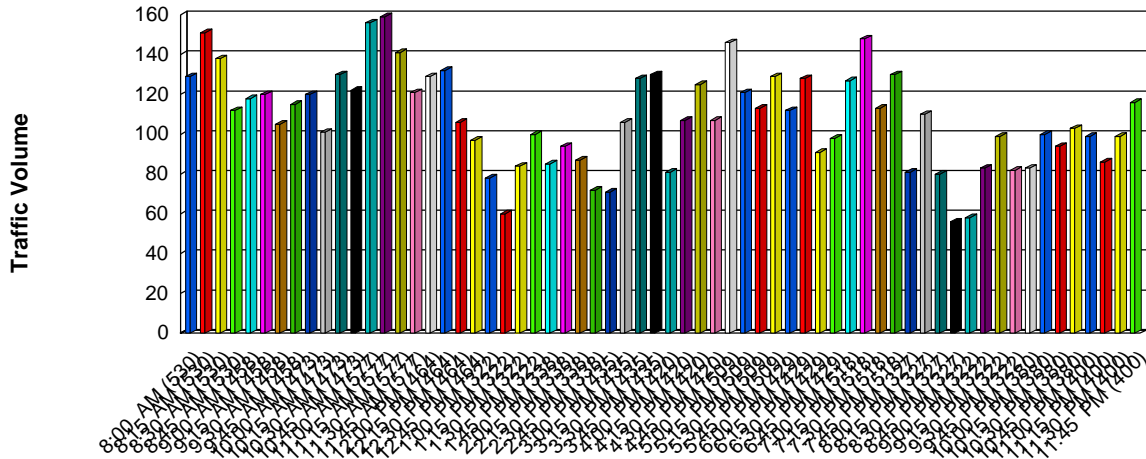
0	152	2220	2192	251	0	0	0	0
51	436	5040	672	105	0	0	0	0

## Time/Volume Graph

HI-Star ID: 5045	Begin: 08/09/2013 08:00 AM	End: 08/10/2013 08:00 PM
Street: SS13 TERRAGLIO	Lane: P4	Hours: 36:00
State: IT	Oper:	Period: 15
City: PREGANZIOL	Posted: 69	Raw Count: 13496
County: VENETO	AADT Factor: 1	AADT Count: 8997

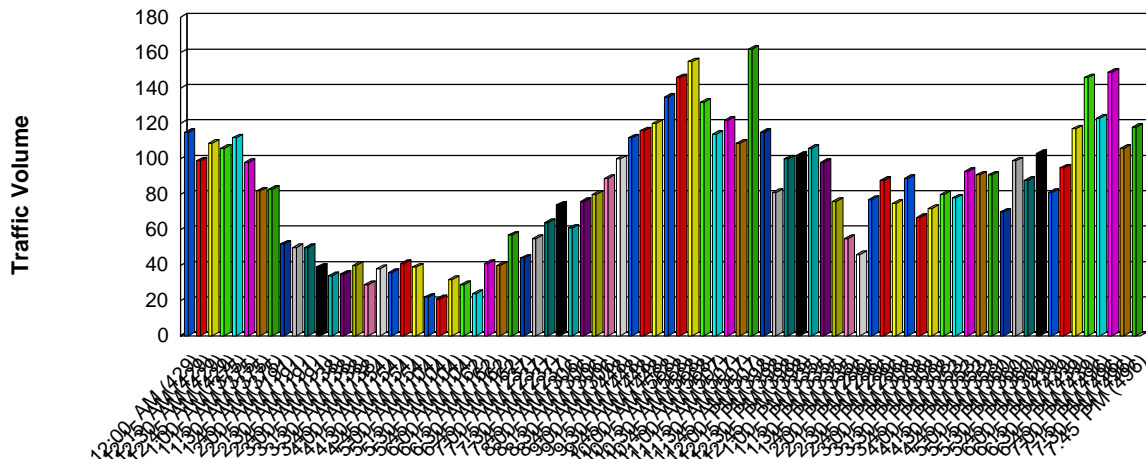
### Time/Volume Graph

For 08/09/2013



### Time/Volume Graph

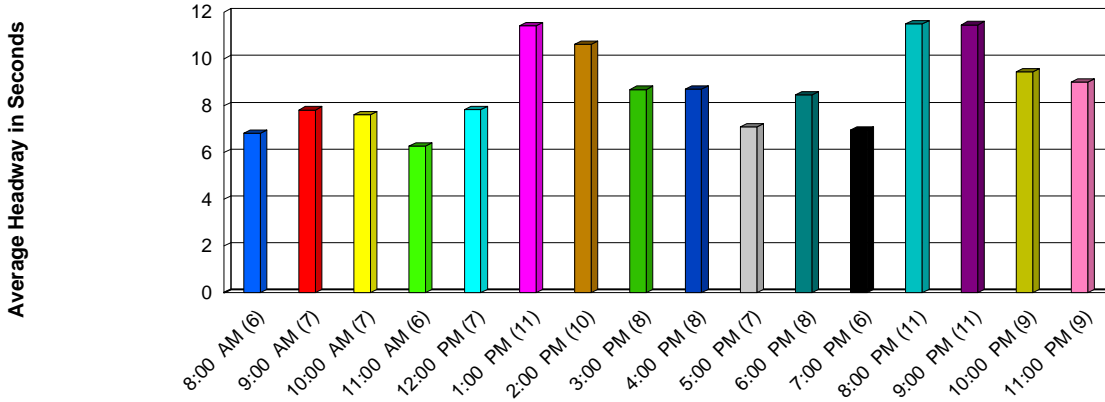
For 08/10/2013



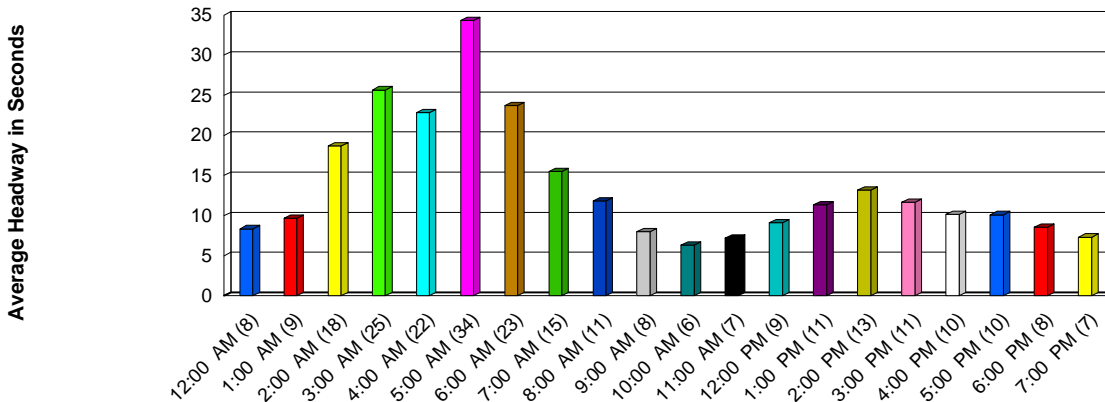
## Gap/Time Graph

HI-Star ID: 5045	Begin: 08/09/2013 08:00 AM	End: 08/10/2013 08:00 PM
Street: SS13 TERRAGLIO	Lane: P4	Hours: 36:00
State: IT	Oper:	Period: 15
City: PREGANZIOL	Posted: 69	Raw Count: 13496
County: VENETO	AADT Factor: 1	AADT Count: 8997

### Gap/Time Graph



### Gap/Time Graph

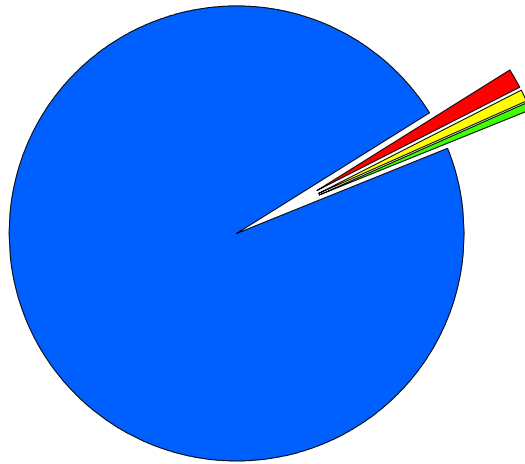




**Nu-Metrics Traffic Analyzer Study**  
**Computer Generated Summary Report**  
**City: PREGANZIOL**  
**Street: SS13 TERRAGLIO**

---

**Vehicle Percentage Graph**



<span style="color: blue;">■</span> Passenger Cars	97,30%	10,819
<span style="color: red;">■</span> Small Trucks	1,45%	161
<span style="color: yellow;">■</span> Trucks/Buses	0,79%	88
<span style="color: green;">■</span> Tractor Trailers	0,46%	51

## Date/Time/Volume/Average Speed/Temperature Report

HI-Star ID: 5045 Street: SS13 TERRAGLIO State: IT City: PREGANZIOL County: VENETO	Begin: 08/09/2013 08:00 AM Lane: P4 Oper: Posted: 69 AADT Factor: 1	End: 08/10/2013 08:00 PM Hours: 36:00 Period: 15 Raw Count: 13496 AADT Count: 8997		
NC97	Count	Avg Speed	Temp	Wet/Dry

**08/09/2013**

[08:00 AM-08:15 AM]	129	59,00 kph	30 C	Dry
[08:15 AM-08:30 AM]	151	59,00 kph	30 C	Dry
[08:30 AM-08:45 AM]	138	61,00 kph	30 C	Dry
[08:45 AM-09:00 AM]	112	64,00 kph	30 C	Dry
[09:00 AM-09:15 AM]	118	62,00 kph	30 C	Dry
[09:15 AM-09:30 AM]	120	62,00 kph	31 C	Dry
[09:30 AM-09:45 AM]	105	62,00 kph	32 C	Dry
[09:45 AM-10:00 AM]	115	59,00 kph	34 C	Dry
[10:00 AM-10:15 AM]	120	62,00 kph	34 C	Dry
[10:15 AM-10:30 AM]	101	61,00 kph	36 C	Dry
[10:30 AM-10:45 AM]	130	62,00 kph	37 C	Dry
[10:45 AM-11:00 AM]	122	59,00 kph	37 C	Dry
[11:00 AM-11:15 AM]	156	59,00 kph	37 C	Dry
[11:15 AM-11:30 AM]	159	59,00 kph	39 C	Dry
[11:30 AM-11:45 AM]	141	61,00 kph	41 C	Dry
[11:45 AM-12:00 PM]	121	62,00 kph	42 C	Dry
[12:00 PM-12:15 PM]	129	64,00 kph	43 C	Dry
[12:15 PM-12:30 PM]	132	62,00 kph	44 C	Dry
[12:30 PM-12:45 PM]	106	61,00 kph	46 C	Dry
[12:45 PM-01:00 PM]	97	62,00 kph	47 C	Dry
[01:00 PM-01:15 PM]	78	64,00 kph	48 C	Dry
[01:15 PM-01:30 PM]	60	62,00 kph	44 C	Dry
[01:30 PM-01:45 PM]	84	64,00 kph	41 C	Dry
[01:45 PM-02:00 PM]	100	64,00 kph	41 C	Dry
[02:00 PM-02:15 PM]	85	62,00 kph	43 C	Dry
[02:15 PM-02:30 PM]	94	67,00 kph	44 C	Dry
[02:30 PM-02:45 PM]	87	64,00 kph	46 C	Dry
[02:45 PM-03:00 PM]	72	59,00 kph	47 C	Dry
[03:00 PM-03:15 PM]	71	62,00 kph	44 C	Dry
[03:15 PM-03:30 PM]	106	64,00 kph	43 C	Dry
[03:30 PM-03:45 PM]	128	64,00 kph	43 C	Dry
[03:45 PM-04:00 PM]	130	66,00 kph	43 C	Dry
[04:00 PM-04:15 PM]	81	62,00 kph	44 C	Dry
[04:15 PM-04:30 PM]	107	59,00 kph	43 C	Dry
[04:30 PM-04:45 PM]	125	61,00 kph	42 C	Dry
[04:45 PM-05:00 PM]	107	61,00 kph	41 C	Dry
[05:00 PM-05:15 PM]	146	57,00 kph	40 C	Dry
[05:15 PM-05:30 PM]	121	59,00 kph	40 C	Dry

## Date/Time/Volume/Average Speed/Temperature Report

NC97	Count	Avg Speed	Temp	Wet/Dry
<b>08/09/2013</b>				
[05:30 PM-05:45 PM]	113	57,00 kph	40 C	Dry
[05:45 PM-06:00 PM]	129	57,00 kph	40 C	Dry
[06:00 PM-06:15 PM]	112	57,00 kph	40 C	Dry
[06:15 PM-06:30 PM]	128	61,00 kph	40 C	Dry
[06:30 PM-06:45 PM]	91	62,00 kph	40 C	Dry
[06:45 PM-07:00 PM]	98	59,00 kph	39 C	Dry
[07:00 PM-07:15 PM]	127	59,00 kph	39 C	Dry
[07:15 PM-07:30 PM]	148	61,00 kph	38 C	Dry
[07:30 PM-07:45 PM]	113	61,00 kph	37 C	Dry
[07:45 PM-08:00 PM]	130	61,00 kph	37 C	Dry
[08:00 PM-08:15 PM]	81	61,00 kph	36 C	Dry
[08:15 PM-08:30 PM]	110	59,00 kph	36 C	Dry
[08:30 PM-08:45 PM]	80	66,00 kph	36 C	Dry
[08:45 PM-09:00 PM]	56	57,00 kph	34 C	Dry
[09:00 PM-09:15 PM]	58	62,00 kph	34 C	Dry
[09:15 PM-09:30 PM]	83	59,00 kph	33 C	Dry
[09:30 PM-09:45 PM]	99	61,00 kph	33 C	Dry
[09:45 PM-10:00 PM]	82	57,00 kph	33 C	Dry
[10:00 PM-10:15 PM]	83	61,00 kph	33 C	Dry
[10:15 PM-10:30 PM]	100	59,00 kph	33 C	Dry
[10:30 PM-10:45 PM]	94	62,00 kph	33 C	Dry
[10:45 PM-11:00 PM]	103	59,00 kph	32 C	Dry
[11:00 PM-11:15 PM]	99	59,00 kph	32 C	Dry
[11:15 PM-11:30 PM]	86	61,00 kph	32 C	Dry
[11:30 PM-11:45 PM]	99	61,00 kph	32 C	Dry
[11:45 PM-12:00 AM]	116	59,00 kph	32 C	Dry
<b>08/10/2013</b>				
[12:00 AM-12:15 AM]	115	61,00 kph	32 C	Dry
[12:15 AM-12:30 AM]	99	62,00 kph	32 C	Dry
[12:30 AM-12:45 AM]	109	62,00 kph	31 C	Dry
[12:45 AM-01:00 AM]	106	61,00 kph	31 C	Dry
[01:00 AM-01:15 AM]	112	61,00 kph	30 C	Dry
[01:15 AM-01:30 AM]	98	62,00 kph	30 C	Dry
[01:30 AM-01:45 AM]	82	61,00 kph	29 C	Dry
[01:45 AM-02:00 AM]	83	61,00 kph	29 C	Dry
[02:00 AM-02:15 AM]	52	61,00 kph	28 C	Dry
[02:15 AM-02:30 AM]	50	64,00 kph	28 C	Dry
[02:30 AM-02:45 AM]	50	61,00 kph	27 C	Dry
[02:45 AM-03:00 AM]	39	62,00 kph	27 C	Dry
[03:00 AM-03:15 AM]	34	66,00 kph	27 C	Dry
[03:15 AM-03:30 AM]	35	61,00 kph	27 C	Dry
[03:30 AM-03:45 AM]	40	66,00 kph	26 C	Dry
[03:45 AM-04:00 AM]	29	64,00 kph	26 C	Dry
[04:00 AM-04:15 AM]	38	70,00 kph	26 C	Dry
[04:15 AM-04:30 AM]	36	66,00 kph	25 C	Dry

## Date/Time/Volume/Average Speed/Temperature Report

NC97	Count	Avg Speed	Temp	Wet/Dry
<b>08/10/2013</b>				
[04:30 AM-04:45 AM]	41	69,00 kph	25 C	Dry
[04:45 AM-05:00 AM]	39	70,00 kph	25 C	Dry
[05:00 AM-05:15 AM]	22	69,00 kph	25 C	Wet
[05:15 AM-05:30 AM]	21	70,00 kph	25 C	Dry
[05:30 AM-05:45 AM]	32	66,00 kph	25 C	Dry
[05:45 AM-06:00 AM]	29	70,00 kph	25 C	Dry
[06:00 AM-06:15 AM]	24	78,00 kph	25 C	Dry
[06:15 AM-06:30 AM]	41	72,00 kph	25 C	Wet
[06:30 AM-06:45 AM]	40	69,00 kph	25 C	Dry
[06:45 AM-07:00 AM]	57	66,00 kph	25 C	Wet
[07:00 AM-07:15 AM]	44	72,00 kph	26 C	Dry
[07:15 AM-07:30 AM]	55	70,00 kph	26 C	Wet
[07:30 AM-07:45 AM]	64	67,00 kph	26 C	Wet
[07:45 AM-08:00 AM]	74	66,00 kph	26 C	Wet
[08:00 AM-08:15 AM]	61	66,00 kph	26 C	Dry
[08:15 AM-08:30 AM]	76	64,00 kph	27 C	Dry
[08:30 AM-08:45 AM]	80	64,00 kph	27 C	Dry
[08:45 AM-09:00 AM]	89	64,00 kph	28 C	Dry
[09:00 AM-09:15 AM]	100	61,00 kph	28 C	Dry
[09:15 AM-09:30 AM]	112	59,00 kph	29 C	Dry
[09:30 AM-09:45 AM]	116	61,00 kph	29 C	Dry
[09:45 AM-10:00 AM]	120	57,00 kph	30 C	Dry
[10:00 AM-10:15 AM]	135	59,00 kph	30 C	Dry
[10:15 AM-10:30 AM]	146	59,00 kph	32 C	Dry
[10:30 AM-10:45 AM]	155	59,00 kph	36 C	Dry
[10:45 AM-11:00 AM]	132	59,00 kph	37 C	Dry
[11:00 AM-11:15 AM]	114	57,00 kph	36 C	Dry
[11:15 AM-11:30 AM]	122	61,00 kph	37 C	Dry
[11:30 AM-11:45 AM]	109	62,00 kph	39 C	Dry
[11:45 AM-12:00 PM]	162	61,00 kph	39 C	Dry
[12:00 PM-12:15 PM]	115	62,00 kph	38 C	Dry
[12:15 PM-12:30 PM]	81	59,00 kph	37 C	Dry
[12:30 PM-12:45 PM]	100	62,00 kph	36 C	Dry
[12:45 PM-01:00 PM]	102	61,00 kph	36 C	Dry
[01:00 PM-01:15 PM]	106	64,00 kph	36 C	Dry
[01:15 PM-01:30 PM]	98	66,00 kph	36 C	Dry
[01:30 PM-01:45 PM]	76	66,00 kph	38 C	Dry
[01:45 PM-02:00 PM]	55	66,00 kph	40 C	Dry
[02:00 PM-02:15 PM]	46	66,00 kph	43 C	Dry
[02:15 PM-02:30 PM]	77	67,00 kph	44 C	Dry
[02:30 PM-02:45 PM]	88	66,00 kph	44 C	Dry
[02:45 PM-03:00 PM]	75	59,00 kph	44 C	Dry
[03:00 PM-03:15 PM]	89	64,00 kph	42 C	Dry
[03:15 PM-03:30 PM]	67	67,00 kph	41 C	Dry
[03:30 PM-03:45 PM]	72	67,00 kph	42 C	Dry

### Date/Time/Volume/Average Speed/Temperature Report

NC97	Count	Avg Speed	Temp	Wet/Dry
<b>08/10/2013</b>				
[03:45 PM-04:00 PM]	80	64,00 kph	43 C	Dry
[04:00 PM-04:15 PM]	78	62,00 kph	43 C	Dry
[04:15 PM-04:30 PM]	93	62,00 kph	43 C	Dry
[04:30 PM-04:45 PM]	91	64,00 kph	43 C	Dry
[04:45 PM-05:00 PM]	91	62,00 kph	43 C	Dry
[05:00 PM-05:15 PM]	70	62,00 kph	42 C	Dry
[05:15 PM-05:30 PM]	99	62,00 kph	42 C	Dry
[05:30 PM-05:45 PM]	88	61,00 kph	42 C	Dry
[05:45 PM-06:00 PM]	103	59,00 kph	41 C	Dry
[06:00 PM-06:15 PM]	81	61,00 kph	40 C	Dry
[06:15 PM-06:30 PM]	95	61,00 kph	39 C	Dry
[06:30 PM-06:45 PM]	117	57,00 kph	39 C	Dry
[06:45 PM-07:00 PM]	146	56,00 kph	38 C	Dry
[07:00 PM-07:15 PM]	123	62,00 kph	37 C	Dry
[07:15 PM-07:30 PM]	149	57,00 kph	37 C	Dry
[07:30 PM-07:45 PM]	106	61,00 kph	36 C	Dry
[07:45 PM-08:00 PM]	118	59,00 kph	36 C	Dry

## Date/Time/Volume/Average Headway Report

HI-Star ID: 5045	Begin: 08/09/2013 08:00 AM	End: 08/10/2013 08:00 PM
Street: SS13 TERRAGLIO	Lane: P4	Hours: 36:00
State: IT	Oper:	Period: 15
City: PREGANZIOL	Posted: 69	Raw Count: 13496
County: VENETO	AADT Factor: 1	AADT Count: 8997

NC97	Volume	Avg Headway (Seconds)
------	--------	-----------------------

**08/09/2013**

[08:00 AM-08:15 AM]	129	6.920
[08:15 AM-08:30 AM]	151	5.920
[08:30 AM-08:45 AM]	138	6.470
[08:45 AM-09:00 AM]	112	7.960
[09:00 AM-09:15 AM]	118	7.560
[09:15 AM-09:30 AM]	120	7.440
[09:30 AM-09:45 AM]	105	8.490
[09:45 AM-10:00 AM]	115	7.760
[10:00 AM-10:15 AM]	120	7.440
[10:15 AM-10:30 AM]	101	8.820
[10:30 AM-10:45 AM]	130	6.870
[10:45 AM-11:00 AM]	122	7.320
[11:00 AM-11:15 AM]	156	5.730
[11:15 AM-11:30 AM]	159	5.630
[11:30 AM-11:45 AM]	141	6.340
[11:45 AM-12:00 PM]	121	7.380
[12:00 PM-12:15 PM]	129	6.920
[12:15 PM-12:30 PM]	132	6.770
[12:30 PM-12:45 PM]	106	8.410
[12:45 PM-01:00 PM]	97	9.180
[01:00 PM-01:15 PM]	78	11.390
[01:15 PM-01:30 PM]	60	14.750
[01:30 PM-01:45 PM]	84	10.590
[01:45 PM-02:00 PM]	100	8.910
[02:00 PM-02:15 PM]	85	10.470
[02:15 PM-02:30 PM]	94	9.470
[02:30 PM-02:45 PM]	87	10.230
[02:45 PM-03:00 PM]	72	12.330
[03:00 PM-03:15 PM]	71	12.500
[03:15 PM-03:30 PM]	106	8.410
[03:30 PM-03:45 PM]	128	6.980
[03:45 PM-04:00 PM]	130	6.870
[04:00 PM-04:15 PM]	81	10.980
[04:15 PM-04:30 PM]	107	8.330
[04:30 PM-04:45 PM]	125	7.140
[04:45 PM-05:00 PM]	107	8.330
[05:00 PM-05:15 PM]	146	6.120

NC97	Volume	Avg Headway (Seconds)
<b>08/09/2013</b>		
[05:15 PM-05:30 PM]	121	7.380
[05:30 PM-05:45 PM]	113	7.890
[05:45 PM-06:00 PM]	129	6.920
[06:00 PM-06:15 PM]	112	7.960
[06:15 PM-06:30 PM]	128	6.980
[06:30 PM-06:45 PM]	91	9.780
[06:45 PM-07:00 PM]	98	9.090
[07:00 PM-07:15 PM]	127	7.030
[07:15 PM-07:30 PM]	148	6.040
[07:30 PM-07:45 PM]	113	7.890
[07:45 PM-08:00 PM]	130	6.870
[08:00 PM-08:15 PM]	81	10.980
[08:15 PM-08:30 PM]	110	8.110
[08:30 PM-08:45 PM]	80	11.110
[08:45 PM-09:00 PM]	56	15.790
[09:00 PM-09:15 PM]	58	15.250
[09:15 PM-09:30 PM]	83	10.710
[09:30 PM-09:45 PM]	99	9.000
[09:45 PM-10:00 PM]	82	10.840
[10:00 PM-10:15 PM]	83	10.710
[10:15 PM-10:30 PM]	100	8.910
[10:30 PM-10:45 PM]	94	9.470
[10:45 PM-11:00 PM]	103	8.650
[11:00 PM-11:15 PM]	99	9.000
[11:15 PM-11:30 PM]	86	10.340
[11:30 PM-11:45 PM]	99	9.000
[11:45 PM-12:00 AM]	116	7.690
<b>08/10/2013</b>		
[12:00 AM-12:15 AM]	115	7.760
[12:15 AM-12:30 AM]	99	9.000
[12:30 AM-12:45 AM]	109	8.180
[12:45 AM-01:00 AM]	106	8.410
[01:00 AM-01:15 AM]	112	7.960
[01:15 AM-01:30 AM]	98	9.090
[01:30 AM-01:45 AM]	82	10.840
[01:45 AM-02:00 AM]	83	10.710
[02:00 AM-02:15 AM]	52	16.980
[02:15 AM-02:30 AM]	50	17.650
[02:30 AM-02:45 AM]	50	17.650
[02:45 AM-03:00 AM]	39	22.500
[03:00 AM-03:15 AM]	34	25.710
[03:15 AM-03:30 AM]	35	25.000
[03:30 AM-03:45 AM]	40	21.950
[03:45 AM-04:00 AM]	29	30.000
[04:00 AM-04:15 AM]	38	23.080

NC97	Volume	Avg Headway (Seconds)
------	--------	-----------------------

**08/10/2013**

[04:15 AM-04:30 AM]	36	24.320
[04:30 AM-04:45 AM]	41	21.430
[04:45 AM-05:00 AM]	39	22.500
[05:00 AM-05:15 AM]	22	39.130
[05:15 AM-05:30 AM]	21	40.910
[05:30 AM-05:45 AM]	32	27.270
[05:45 AM-06:00 AM]	29	30.000
[06:00 AM-06:15 AM]	24	36.000
[06:15 AM-06:30 AM]	41	21.430
[06:30 AM-06:45 AM]	40	21.950
[06:45 AM-07:00 AM]	57	15.520
[07:00 AM-07:15 AM]	44	20.000
[07:15 AM-07:30 AM]	55	16.070
[07:30 AM-07:45 AM]	64	13.850
[07:45 AM-08:00 AM]	74	12.000
[08:00 AM-08:15 AM]	61	14.520
[08:15 AM-08:30 AM]	76	11.690
[08:30 AM-08:45 AM]	80	11.110
[08:45 AM-09:00 AM]	89	10.000
[09:00 AM-09:15 AM]	100	8.910
[09:15 AM-09:30 AM]	112	7.960
[09:30 AM-09:45 AM]	116	7.690
[09:45 AM-10:00 AM]	120	7.440
[10:00 AM-10:15 AM]	135	6.620
[10:15 AM-10:30 AM]	146	6.120
[10:30 AM-10:45 AM]	155	5.770
[10:45 AM-11:00 AM]	132	6.770
[11:00 AM-11:15 AM]	114	7.830
[11:15 AM-11:30 AM]	122	7.320
[11:30 AM-11:45 AM]	109	8.180
[11:45 AM-12:00 PM]	162	5.520
[12:00 PM-12:15 PM]	115	7.760
[12:15 PM-12:30 PM]	81	10.980
[12:30 PM-12:45 PM]	100	8.910
[12:45 PM-01:00 PM]	102	8.740
[01:00 PM-01:15 PM]	106	8.410
[01:15 PM-01:30 PM]	98	9.090
[01:30 PM-01:45 PM]	76	11.690
[01:45 PM-02:00 PM]	55	16.070
[02:00 PM-02:15 PM]	46	19.150
[02:15 PM-02:30 PM]	77	11.540
[02:30 PM-02:45 PM]	88	10.110
[02:45 PM-03:00 PM]	75	11.840
[03:00 PM-03:15 PM]	89	10.000
[03:15 PM-03:30 PM]	67	13.240



NC97	Volume	Avg Headway (Seconds)
<b>08/10/2013</b>		
[03:30 PM-03:45 PM]	72	12.330
[03:45 PM-04:00 PM]	80	11.110
[04:00 PM-04:15 PM]	78	11.390
[04:15 PM-04:30 PM]	93	9.570
[04:30 PM-04:45 PM]	91	9.780
[04:45 PM-05:00 PM]	91	9.780
[05:00 PM-05:15 PM]	70	12.680
[05:15 PM-05:30 PM]	99	9.000
[05:30 PM-05:45 PM]	88	10.110
[05:45 PM-06:00 PM]	103	8.650
[06:00 PM-06:15 PM]	81	10.980
[06:15 PM-06:30 PM]	95	9.380
[06:30 PM-06:45 PM]	117	7.630
[06:45 PM-07:00 PM]	146	6.120
[07:00 PM-07:15 PM]	123	7.260
[07:15 PM-07:30 PM]	149	6.000
[07:30 PM-07:45 PM]	106	8.410
[07:45 PM-08:00 PM]	118	7.560

## Time/Class Report

HI-Star ID: 5045	Begin: 08/09/2013 08:00 AM	End: 08/10/2013 08:00 PM
Street: SS13 TERRAGLIO	Lane: P4	Hours: 36:00
State: IT	Oper:	Period: 15
City: PREGANZIOL	Posted: 69	AAADT Count: 8997
County: VENETO	AAADT Factor: 1	Raw Count: 13496

NC97 - Meters	0,0 to 6,0	6,5 to 8,0	8,5 to 11,5	12,0 to 14,5	15,0 to 18,0	18,5 to 21,0	21,5 to 24,0	24,5 >	Total
---------------	------------------	------------------	-------------------	--------------------	--------------------	--------------------	--------------------	-----------	-------

**08/09/2013**

[08:00 AM-08:15 AM]	104	3	5	2	1	0	0	0	115
[08:15 AM-08:30 AM]	129	2	6	2	0	0	0	0	139
[08:30 AM-08:45 AM]	113	2	4	2	0	0	0	0	121
[08:45 AM-09:00 AM]	89	3	2	2	0	0	0	0	96
	435	10	17	8	1	0	0	0	471
[09:00 AM-09:15 AM]	99	2	1	0	0	0	0	0	102
[09:15 AM-09:30 AM]	97	3	4	1	1	0	1	0	107
[09:30 AM-09:45 AM]	87	1	1	0	1	0	0	0	90
[09:45 AM-10:00 AM]	85	4	0	1	1	0	0	0	91
	368	10	6	2	3	0	1	0	390
[10:00 AM-10:15 AM]	96	0	5	1	2	0	0	0	104
[10:15 AM-10:30 AM]	78	2	2	0	1	1	0	0	84
[10:30 AM-10:45 AM]	97	0	3	0	0	0	0	0	100
[10:45 AM-11:00 AM]	100	2	5	0	1	0	0	0	108
	371	4	15	1	4	1	0	0	396
[11:00 AM-11:15 AM]	122	5	4	1	1	0	0	0	133
[11:15 AM-11:30 AM]	129	5	1	4	0	0	0	0	139
[11:30 AM-11:45 AM]	108	3	3	1	2	0	0	0	117
[11:45 AM-12:00 PM]	90	0	3	1	1	0	0	0	95
	449	13	11	7	4	0	0	0	484
[12:00 PM-12:15 PM]	102	1	2	1	0	0	0	0	106
[12:15 PM-12:30 PM]	100	2	1	1	2	0	0	0	106
[12:30 PM-12:45 PM]	74	1	1	2	3	0	0	0	81
[12:45 PM-01:00 PM]	63	1	1	0	0	0	0	0	65
	339	5	5	4	5	0	0	0	358
[01:00 PM-01:15 PM]	49	0	1	0	0	0	0	0	50
[01:15 PM-01:30 PM]	38	1	1	0	0	0	0	0	40
[01:30 PM-01:45 PM]	65	1	1	2	0	0	0	0	69
[01:45 PM-02:00 PM]	76	3	3	0	1	0	0	0	83
	228	5	6	2	1	0	0	0	242

## Time/Class Report

NC97 - Meters	0,0 to 6,0	6,5 to 8,0	8,5 to 11,5	12,0 to 14,5	15,0 to 18,0	18,5 to 21,0	21,5 to 24,0	24,5 >	Total
<b>08/09/2013</b>									
[02:00 PM-02:15 PM]	71	0	1	0	1	0	0	0	73
[02:15 PM-02:30 PM]	61	2	0	0	0	0	0	0	63
[02:30 PM-02:45 PM]	64	1	2	0	2	0	0	0	69
[02:45 PM-03:00 PM]	39	2	0	0	1	0	0	0	42
	235	5	3	0	4	0	0	0	247
[03:00 PM-03:15 PM]	48	0	0	0	0	1	0	0	49
[03:15 PM-03:30 PM]	78	3	0	2	0	0	0	0	83
[03:30 PM-03:45 PM]	105	3	1	0	0	0	0	0	109
[03:45 PM-04:00 PM]	110	0	1	0	0	0	0	0	111
	341	6	2	2	0	1	0	0	352
[04:00 PM-04:15 PM]	54	0	1	0	0	0	0	0	55
[04:15 PM-04:30 PM]	73	3	2	0	1	0	0	0	79
[04:30 PM-04:45 PM]	103	1	0	1	0	0	0	0	105
[04:45 PM-05:00 PM]	82	1	1	1	0	0	0	0	85
	312	5	4	2	1	0	0	0	324
[05:00 PM-05:15 PM]	114	1	2	1	0	0	0	0	118
[05:15 PM-05:30 PM]	93	1	0	1	1	0	0	0	96
[05:30 PM-05:45 PM]	73	1	0	0	1	0	0	0	75
[05:45 PM-06:00 PM]	100	1	1	5	0	0	0	0	107
	380	4	3	7	2	0	0	0	396
[06:00 PM-06:15 PM]	82	0	1	0	1	0	0	0	84
[06:15 PM-06:30 PM]	106	0	2	0	0	0	0	0	108
[06:30 PM-06:45 PM]	49	0	0	1	0	0	0	0	50
[06:45 PM-07:00 PM]	58	0	0	1	0	0	0	0	59
	295	0	3	2	1	0	0	0	301
[07:00 PM-07:15 PM]	103	0	0	0	0	0	0	0	103
[07:15 PM-07:30 PM]	125	2	2	2	0	0	0	0	131
[07:30 PM-07:45 PM]	84	0	0	0	0	0	0	0	84
[07:45 PM-08:00 PM]	103	1	1	2	2	0	0	0	109
	415	3	3	4	2	0	0	0	427
[08:00 PM-08:15 PM]	58	0	0	1	0	0	0	0	59
[08:15 PM-08:30 PM]	87	1	1	2	0	0	0	0	91
[08:30 PM-08:45 PM]	58	1	2	0	0	0	0	0	61
[08:45 PM-09:00 PM]	37	0	0	0	0	0	0	0	37
	240	2	3	3	0	0	0	0	248

## Time/Class Report

NC97 - Meters	0,0 to 6,0	6,5 to 8,0	8,5 to 11,5	12,0 to 14,5	15,0 to 18,0	18,5 to 21,0	21,5 to 24,0	24,5 >	Total
<b>08/09/2013</b>									
[09:00 PM-09:15 PM]	47	0	0	0	1	0	0	0	48
[09:15 PM-09:30 PM]	75	0	0	0	0	0	0	0	75
[09:30 PM-09:45 PM]	90	0	0	1	0	0	0	0	91
[09:45 PM-10:00 PM]	75	0	0	1	0	0	0	0	76
	<u>287</u>	<u>0</u>	<u>0</u>	<u>2</u>	<u>1</u>	<u>0</u>	<u>0</u>	<u>0</u>	<u>290</u>
[10:00 PM-10:15 PM]	73	0	0	1	1	0	0	0	75
[10:15 PM-10:30 PM]	87	1	1	1	0	0	0	0	90
[10:30 PM-10:45 PM]	80	0	0	0	0	0	0	0	80
[10:45 PM-11:00 PM]	94	0	0	1	0	0	0	0	95
	<u>334</u>	<u>1</u>	<u>1</u>	<u>3</u>	<u>1</u>	<u>0</u>	<u>0</u>	<u>0</u>	<u>340</u>
[11:00 PM-11:15 PM]	91	0	0	0	0	0	0	0	91
[11:15 PM-11:30 PM]	70	0	0	2	0	0	0	0	72
[11:30 PM-11:45 PM]	86	0	0	0	0	0	0	0	86
[11:45 PM-12:00 AM]	105	1	1	0	0	0	0	0	107
	<u>352</u>	<u>1</u>	<u>1</u>	<u>2</u>	<u>0</u>	<u>0</u>	<u>0</u>	<u>0</u>	<u>356</u>
Daily Totals:	5381	74	83	51	30	2	1	0	5622
<b>08/10/2013</b>									
[12:00 AM-12:15 AM]	109	1	0	0	0	0	0	0	110
[12:15 AM-12:30 AM]	85	1	0	2	0	0	0	0	88
[12:30 AM-12:45 AM]	102	0	0	0	1	0	0	0	103
[12:45 AM-01:00 AM]	97	0	1	0	0	0	0	0	98
	<u>393</u>	<u>2</u>	<u>1</u>	<u>2</u>	<u>1</u>	<u>0</u>	<u>0</u>	<u>0</u>	<u>399</u>
[01:00 AM-01:15 AM]	101	0	0	0	1	0	0	0	102
[01:15 AM-01:30 AM]	84	1	0	0	1	0	0	0	86
[01:30 AM-01:45 AM]	75	0	0	0	0	0	0	0	75
[01:45 AM-02:00 AM]	77	0	0	1	1	0	0	0	79
	<u>337</u>	<u>1</u>	<u>0</u>	<u>1</u>	<u>3</u>	<u>0</u>	<u>0</u>	<u>0</u>	<u>342</u>
[02:00 AM-02:15 AM]	50	1	0	0	0	0	0	0	51
[02:15 AM-02:30 AM]	46	0	0	0	0	0	0	0	46
[02:30 AM-02:45 AM]	49	0	0	0	0	0	0	0	49
[02:45 AM-03:00 AM]	35	1	0	0	0	0	0	0	36
	<u>180</u>	<u>2</u>	<u>0</u>	<u>0</u>	<u>0</u>	<u>0</u>	<u>0</u>	<u>0</u>	<u>182</u>
[03:00 AM-03:15 AM]	29	1	1	0	1	0	0	0	32
[03:15 AM-03:30 AM]	33	0	0	0	0	0	0	0	33
[03:30 AM-03:45 AM]	35	0	2	0	1	0	0	0	38
[03:45 AM-04:00 AM]	24	1	0	0	0	0	0	0	25
	<u>121</u>	<u>2</u>	<u>3</u>	<u>0</u>	<u>2</u>	<u>0</u>	<u>0</u>	<u>0</u>	<u>128</u>

## Time/Class Report

NC97 - Meters	0,0 to 6,0	6,5 to 8,0	8,5 to 11,5	12,0 to 14,5	15,0 to 18,0	18,5 to 21,0	21,5 to 24,0	24,5 >	Total
<b>08/10/2013</b>									
[04:00 AM-04:15 AM]	36	1	0	0	0	0	0	0	37
[04:15 AM-04:30 AM]	33	0	1	1	0	0	0	0	35
[04:30 AM-04:45 AM]	39	0	0	0	0	0	0	0	39
[04:45 AM-05:00 AM]	36	1	1	1	0	0	0	0	39
	144	2	2	2	0	0	0	0	150
[05:00 AM-05:15 AM]	18	2	0	1	1	0	0	0	22
[05:15 AM-05:30 AM]	17	1	0	1	0	0	0	0	19
[05:30 AM-05:45 AM]	27	3	0	0	0	0	0	0	30
[05:45 AM-06:00 AM]	23	1	1	0	0	0	0	0	25
	85	7	1	2	1	0	0	0	96
[06:00 AM-06:15 AM]	21	0	0	0	0	0	0	0	21
[06:15 AM-06:30 AM]	35	2	1	0	1	0	0	0	39
[06:30 AM-06:45 AM]	33	2	1	0	0	0	0	0	36
[06:45 AM-07:00 AM]	52	0	2	1	0	0	0	0	55
	141	4	4	1	1	0	0	0	151
[07:00 AM-07:15 AM]	38	1	1	0	0	0	0	0	40
[07:15 AM-07:30 AM]	49	2	2	0	0	0	0	0	53
[07:30 AM-07:45 AM]	55	2	2	0	0	0	0	0	59
[07:45 AM-08:00 AM]	59	2	3	1	1	0	0	0	66
	201	7	8	1	1	0	0	0	218
[08:00 AM-08:15 AM]	51	1	2	1	0	0	0	0	55
[08:15 AM-08:30 AM]	61	0	2	3	1	0	0	0	67
[08:30 AM-08:45 AM]	63	1	2	1	1	0	0	0	68
[08:45 AM-09:00 AM]	80	0	2	2	0	1	0	0	85
	255	2	8	7	2	1	0	0	275
[09:00 AM-09:15 AM]	87	1	0	0	0	0	0	0	88
[09:15 AM-09:30 AM]	97	0	3	0	0	0	0	0	100
[09:30 AM-09:45 AM]	101	1	1	1	0	0	0	0	104
[09:45 AM-10:00 AM]	103	2	1	3	0	0	0	0	109
	388	4	5	4	0	0	0	0	401
[10:00 AM-10:15 AM]	114	1	5	1	0	0	0	0	121
[10:15 AM-10:30 AM]	121	1	2	0	0	0	0	0	124
[10:30 AM-10:45 AM]	134	2	1	1	0	0	0	0	138
[10:45 AM-11:00 AM]	111	0	1	3	1	0	0	0	116
	480	4	9	5	1	0	0	0	499

### Time/Class Report

NC97 - Meters	0,0 to 6,0	6,5 to 8,0	8,5 to 11,5	12,0 to 14,5	15,0 to 18,0	18,5 to 21,0	21,5 to 24,0	24,5 >	Total
<b>08/10/2013</b>									
[11:00 AM-11:15 AM]	79	0	1	0	1	0	0	0	81
[11:15 AM-11:30 AM]	100	2	0	0	1	0	0	0	103
[11:30 AM-11:45 AM]	72	2	0	2	0	0	0	0	76
[11:45 AM-12:00 PM]	142	2	3	0	0	0	0	0	147
	393	6	4	2	2	0	0	0	407
[12:00 PM-12:15 PM]	95	1	2	0	0	0	0	0	98
[12:15 PM-12:30 PM]	52	0	1	0	0	0	0	0	53
[12:30 PM-12:45 PM]	67	0	1	0	0	0	0	0	68
[12:45 PM-01:00 PM]	84	1	0	2	0	0	0	0	87
	298	2	4	2	0	0	0	0	306
[01:00 PM-01:15 PM]	92	0	0	0	0	0	0	0	92
[01:15 PM-01:30 PM]	86	0	3	1	0	0	0	1	91
[01:30 PM-01:45 PM]	59	0	0	0	0	0	0	0	59
[01:45 PM-02:00 PM]	29	1	0	0	1	0	0	0	31
	266	1	3	1	1	0	0	1	273
[02:00 PM-02:15 PM]	24	0	0	0	0	0	0	0	24
[02:15 PM-02:30 PM]	62	2	5	0	0	0	0	0	69
[02:30 PM-02:45 PM]	68	2	0	0	0	0	0	0	70
[02:45 PM-03:00 PM]	48	1	3	1	0	0	0	0	53
	202	5	8	1	0	0	0	0	216
[03:00 PM-03:15 PM]	67	0	0	1	0	0	0	0	68
[03:15 PM-03:30 PM]	43	0	1	0	0	0	0	0	44
[03:30 PM-03:45 PM]	43	0	0	1	0	0	0	0	44
[03:45 PM-04:00 PM]	58	0	1	1	0	0	0	0	60
	211	0	2	3	0	0	0	0	216
[04:00 PM-04:15 PM]	52	1	0	0	0	0	0	0	53
[04:15 PM-04:30 PM]	71	0	1	0	0	0	0	0	72
[04:30 PM-04:45 PM]	63	1	1	0	1	0	0	0	66
[04:45 PM-05:00 PM]	63	1	1	0	0	0	0	0	65
	249	3	3	0	1	0	0	0	256
[05:00 PM-05:15 PM]	37	0	0	0	0	0	0	0	37
[05:15 PM-05:30 PM]	73	1	1	0	0	0	0	0	75
[05:30 PM-05:45 PM]	62	1	0	0	0	0	0	0	63
[05:45 PM-06:00 PM]	69	0	1	0	0	0	0	0	70
	241	2	2	0	0	0	0	0	245

### Time/Class Report

	0,0 to 6,0	6,5 to 8,0	8,5 to 11,5	12,0 to 14,5	15,0 to 18,0	18,5 to 21,0	21,5 to 24,0	24,5 >	Total
--	------------------	------------------	-------------------	--------------------	--------------------	--------------------	--------------------	-----------	-------

**08/10/2013**

[06:00 PM-06:15 PM]	54	1	0	0	0	0	0	0	55
[06:15 PM-06:30 PM]	61	0	1	0	0	0	0	0	62
[06:30 PM-06:45 PM]	92	1	0	0	0	0	0	0	93
[06:45 PM-07:00 PM]	118	1	3	1	0	0	0	0	123
	325	3	4	1	0	0	0	0	333

[07:00 PM-07:15 PM]	100	0	2	0	0	0	0	0	102
[07:15 PM-07:30 PM]	128	0	3	1	0	0	0	0	132
[07:30 PM-07:45 PM]	81	0	0	0	0	0	0	0	81
[07:45 PM-08:00 PM]	85	1	2	1	0	0	0	0	89
	394	1	7	2	0	0	0	0	404

Daily Totals:	5304	60	78	37	16	1	0	1	5497
---------------	------	----	----	----	----	---	---	---	------

Report Totals:	10685	134	161	88	46	3	1	1	11119
----------------	-------	-----	-----	----	----	---	---	---	-------

Report Percentages:	96.10%	1.21%	1.45%	0.79%	0.41%	0.03%	0.01%	0.01%	
---------------------	--------	-------	-------	-------	-------	-------	-------	-------	--

## Time/Speed Report

HI-Star ID: 5045	Begin: 08/09/2013 08:00 AM	End: 08/10/2013 08:00 PM
Street: SS13 TERRAGLIO	Lane: P4	Hours: 36:00
State: IT	Oper:	Period: 15
City: PREGANZIOL	Posted: 69	Raw Count: 13496
County: VENETO	AADT Factor: 1	AADT Count: 8997

	0 to 15	16 to 25	26 to 35	36 to 45	46 to 55	56 to 65	66 to 75	76 to 85	86 to 95	96 to 105	106 to 115	116 to 125	126 to 135	136 to 145	146 >	Total
--	---------	----------	----------	----------	----------	----------	----------	----------	----------	-----------	------------	------------	------------	------------	-------	-------

### 08/09/2013

[08:00 AM-08:15 AM]	0	1	3	1	27	61	20	1	0	1	0	0	0	0	0	115
[08:15 AM-08:30 AM]	0	2	1	17	30	54	22	9	1	3	0	0	0	0	0	139
[08:30 AM-08:45 AM]	0	1	3	2	30	59	16	6	2	2	0	0	0	0	0	121
[08:45 AM-09:00 AM]	0	0	0	3	17	41	25	7	0	3	0	0	0	0	0	96
	0	4	7	23	104	215	83	23	3	9	0	0	0	0	0	471
[09:00 AM-09:15 AM]	0	0	0	3	17	51	22	5	4	0	0	0	0	0	0	102
[09:15 AM-09:30 AM]	0	0	3	4	17	51	21	9	2	0	0	0	0	0	0	107
[09:30 AM-09:45 AM]	0	1	0	5	17	36	21	7	1	2	0	0	0	0	0	90
[09:45 AM-10:00 AM]	0	0	1	7	27	35	13	7	0	1	0	0	0	0	0	91
	0	1	4	19	78	173	77	28	7	3	0	0	0	0	0	390
[10:00 AM-10:15 AM]	0	0	0	1	29	44	23	2	2	3	0	0	0	0	0	104
[10:15 AM-10:30 AM]	0	1	1	4	17	40	13	6	2	0	0	0	0	0	0	84
[10:30 AM-10:45 AM]	0	0	1	6	17	49	18	5	2	2	0	0	0	0	0	100
[10:45 AM-11:00 AM]	0	3	1	0	24	62	9	8	1	0	0	0	0	0	0	108
	0	4	3	11	87	195	63	21	7	5	0	0	0	0	0	396
[11:00 AM-11:15 AM]	0	0	5	5	33	62	23	2	2	1	0	0	0	0	0	133
[11:15 AM-11:30 AM]	0	0	1	5	51	55	23	2	2	0	0	0	0	0	0	139
[11:30 AM-11:45 AM]	0	0	2	4	29	53	21	5	1	2	0	0	0	0	0	117
[11:45 AM-12:00 PM]	0	0	1	3	19	41	22	4	4	1	0	0	0	0	0	95
	0	0	9	17	132	211	89	13	9	4	0	0	0	0	0	484
[12:00 PM-12:15 PM]	0	0	1	1	18	47	26	9	3	1	0	0	0	0	0	106
[12:15 PM-12:30 PM]	0	1	2	4	17	50	22	6	3	1	0	0	0	0	0	106
[12:30 PM-12:45 PM]	0	0	0	0	15	50	14	1	1	0	0	0	0	0	0	81
[12:45 PM-01:00 PM]	0	0	2	3	13	24	14	8	1	0	0	0	0	0	0	65
	0	1	5	8	63	171	76	24	8	2	0	0	0	0	0	358
[01:00 PM-01:15 PM]	0	0	1	1	6	23	12	6	1	0	0	0	0	0	0	50
[01:15 PM-01:30 PM]	0	0	0	1	6	19	12	1	1	0	0	0	0	0	0	40
[01:30 PM-01:45 PM]	0	0	3	2	3	38	13	7	0	3	0	0	0	0	0	69
[01:45 PM-02:00 PM]	0	0	1	1	15	36	20	8	2	0	0	0	0	0	0	83
	0	0	5	5	30	116	57	22	4	3	0	0	0	0	0	242



## Time/Speed Report

NC97 - kph	0 to 15	16 to 25	26 to 35	36 to 45	46 to 55	56 to 65	66 to 75	76 to 85	86 to 95	96 to 105	106 to 115	116 to 125	126 to 135	136 to 145	146 >	Total
<b>08/09/2013</b>																
[02:00 PM-02:15 PM]	0	0	3	1	10	34	20	4	0	1	0	0	0	0	0	73
[02:15 PM-02:30 PM]	0	0	0	2	5	23	24	6	2	1	0	0	0	0	0	63
[02:30 PM-02:45 PM]	0	0	0	2	9	33	15	7	3	0	0	0	0	0	0	69
[02:45 PM-03:00 PM]	0	0	0	3	7	26	6	0	0	0	0	0	0	0	0	42
	0	0	3	8	31	116	65	17	5	2	0	0	0	0	0	247
[03:00 PM-03:15 PM]	0	0	1	1	11	19	10	5	1	1	0	0	0	0	0	49
[03:15 PM-03:30 PM]	0	1	0	2	9	38	26	2	4	1	0	0	0	0	0	83
[03:30 PM-03:45 PM]	0	0	1	2	21	39	26	15	4	1	0	0	0	0	0	109
[03:45 PM-04:00 PM]	0	0	1	3	13	47	29	11	5	2	0	0	0	0	0	111
	0	1	3	8	54	143	91	33	14	5	0	0	0	0	0	352
[04:00 PM-04:15 PM]	0	1	1	2	4	28	14	3	1	1	0	0	0	0	0	55
[04:15 PM-04:30 PM]	0	0	4	3	17	37	13	3	1	1	0	0	0	0	0	79
[04:30 PM-04:45 PM]	0	2	1	2	29	47	12	8	1	3	0	0	0	0	0	105
[04:45 PM-05:00 PM]	0	0	2	1	19	40	14	7	2	0	0	0	0	0	0	85
	0	3	8	8	69	152	53	21	5	5	0	0	0	0	0	324
[05:00 PM-05:15 PM]	0	0	0	8	35	61	11	2	1	0	0	0	0	0	0	118
[05:15 PM-05:30 PM]	0	0	3	2	24	44	18	4	1	0	0	0	0	0	0	96
[05:30 PM-05:45 PM]	0	0	3	3	24	35	8	1	1	0	0	0	0	0	0	75
[05:45 PM-06:00 PM]	0	0	6	11	30	36	20	3	1	0	0	0	0	0	0	107
	0	0	12	24	113	176	57	10	4	0	0	0	0	0	0	396
[06:00 PM-06:15 PM]	0	0	0	6	29	36	11	2	0	0	0	0	0	0	0	84
[06:15 PM-06:30 PM]	0	0	1	6	23	50	18	8	2	0	0	0	0	0	0	108
[06:30 PM-06:45 PM]	0	0	0	3	5	27	12	2	1	0	0	0	0	0	0	50
[06:45 PM-07:00 PM]	0	0	0	2	18	27	10	1	1	0	0	0	0	0	0	59
	0	0	1	17	75	140	51	13	4	0	0	0	0	0	0	301
[07:00 PM-07:15 PM]	0	1	0	9	28	41	17	5	1	1	0	0	0	0	0	103
[07:15 PM-07:30 PM]	0	0	0	6	24	70	23	4	3	1	0	0	0	0	0	131
[07:30 PM-07:45 PM]	0	0	1	4	12	46	18	2	1	0	0	0	0	0	0	84
[07:45 PM-08:00 PM]	0	1	3	5	30	39	20	7	3	1	0	0	0	0	0	109
	0	2	4	24	94	196	78	18	8	3	0	0	0	0	0	427
[08:00 PM-08:15 PM]	0	0	1	3	13	22	14	5	1	0	0	0	0	0	0	59
[08:15 PM-08:30 PM]	0	0	2	5	18	44	18	4	0	0	0	0	0	0	0	91
[08:30 PM-08:45 PM]	0	0	1	0	5	31	13	7	3	1	0	0	0	0	0	61
[08:45 PM-09:00 PM]	0	1	1	2	10	15	5	3	0	0	0	0	0	0	0	37
	0	1	5	10	46	112	50	19	4	1	0	0	0	0	0	248

## Time/Speed Report

NC97 - kph	0 to 15	16 to 25	26 to 35	36 to 45	46 to 55	56 to 65	66 to 75	76 to 85	86 to 95	96 to 105	106 to 115	116 to 125	126 to 135	136 to 145	146 >	Total
------------	---------	----------	----------	----------	----------	----------	----------	----------	----------	-----------	------------	------------	------------	------------	-------	-------

### 08/09/2013

[09:00 PM-09:15 PM]	0	0	1	1	8	24	11	1	2	0	0	0	0	0	0	48
[09:15 PM-09:30 PM]	0	2	1	3	19	38	7	3	2	0	0	0	0	0	0	75
[09:30 PM-09:45 PM]	0	0	1	5	19	38	22	5	1	0	0	0	0	0	0	91
[09:45 PM-10:00 PM]	0	1	1	6	18	39	7	2	1	1	0	0	0	0	0	76
	0	3	4	15	64	139	47	11	6	1	0	0	0	0	0	290
[10:00 PM-10:15 PM]	0	0	1	3	16	41	11	1	1	1	0	0	0	0	0	75
[10:15 PM-10:30 PM]	0	0	1	2	25	47	12	1	2	0	0	0	0	0	0	90
[10:30 PM-10:45 PM]	0	0	0	5	13	40	15	4	2	1	0	0	0	0	0	80
[10:45 PM-11:00 PM]	0	0	1	3	31	41	14	4	1	0	0	0	0	0	0	95
	0	0	3	13	85	169	52	10	6	2	0	0	0	0	0	340
[11:00 PM-11:15 PM]	0	1	1	4	23	48	10	2	2	0	0	0	0	0	0	91
[11:15 PM-11:30 PM]	0	0	1	3	13	40	9	5	1	0	0	0	0	0	0	72
[11:30 PM-11:45 PM]	0	0	1	3	18	43	12	6	2	1	0	0	0	0	0	86
[11:45 PM-12:00 AM]	0	0	0	3	23	68	10	3	0	0	0	0	0	0	0	107
	0	1	3	13	77	199	41	16	5	1	0	0	0	0	0	356
Daily Totals:	0		79		1202		1030		99		0		0		0	
		21		223		2623		299		46		0		0		5622

### 08/10/2013

[12:00 AM-12:15 AM]	0	0	2	5	22	56	19	5	1	0	0	0	0	0	0	110
[12:15 AM-12:30 AM]	0	0	0	1	16	52	13	2	4	0	0	0	0	0	0	88
[12:30 AM-12:45 AM]	0	0	0	1	18	59	17	7	1	0	0	0	0	0	0	103
[12:45 AM-01:00 AM]	0	1	2	1	25	45	18	5	0	1	0	0	0	0	0	98
	0	1	4	8	81	212	67	19	6	1	0	0	0	0	0	399
[01:00 AM-01:15 AM]	0	1	1	3	20	52	16	7	1	1	0	0	0	0	0	102
[01:15 AM-01:30 AM]	0	2	0	3	12	46	14	5	4	0	0	0	0	0	0	86
[01:30 AM-01:45 AM]	0	0	1	1	20	33	16	1	3	0	0	0	0	0	0	75
[01:45 AM-02:00 AM]	0	0	2	2	17	41	12	4	0	1	0	0	0	0	0	79
	0	3	4	9	69	172	58	17	8	2	0	0	0	0	0	342
[02:00 AM-02:15 AM]	0	0	1	1	13	21	11	3	1	0	0	0	0	0	0	51
[02:15 AM-02:30 AM]	0	0	0	1	4	23	13	4	0	1	0	0	0	0	0	46
[02:30 AM-02:45 AM]	0	1	1	1	12	20	9	2	2	1	0	0	0	0	0	49
[02:45 AM-03:00 AM]	0	0	0	1	9	14	10	1	1	0	0	0	0	0	0	36
	0	1	2	4	38	78	43	10	4	2	0	0	0	0	0	182
[03:00 AM-03:15 AM]	0	0	0	4	5	7	6	9	1	0	0	0	0	0	0	32
[03:15 AM-03:30 AM]	0	1	1	2	5	13	7	3	1	0	0	0	0	0	0	33
[03:30 AM-03:45 AM]	0	0	0	0	3	19	13	1	0	2	0	0	0	0	0	38
[03:45 AM-04:00 AM]	0	0	0	0	6	7	11	1	0	0	0	0	0	0	0	25
	0	1	1	6	19	46	37	14	2	2	0	0	0	0	0	128

## Time/Speed Report

NC97 - kph	0 to 15	16 to 25	26 to 35	36 to 45	46 to 55	56 to 65	66 to 75	76 to 85	86 to 95	96 to 105	106 to 115	116 to 125	126 to 135	136 to 145	146 >	Total
<b>08/10/2013</b>																
[04:00 AM-04:15 AM]	0	0	0	0	2	10	14	9	2	0	0	0	0	0	0	37
[04:15 AM-04:30 AM]	0	0	0	0	6	14	10	3	0	2	0	0	0	0	0	35
[04:30 AM-04:45 AM]	0	0	0	0	2	13	14	9	1	0	0	0	0	0	0	39
[04:45 AM-05:00 AM]	0	0	0	0	1	17	9	8	3	1	0	0	0	0	0	39
	0	0	0	0	11	54	47	29	6	3	0	0	0	0	0	150
[05:00 AM-05:15 AM]	0	0	0	0	0	9	9	2	2	0	0	0	0	0	0	22
[05:15 AM-05:30 AM]	0	0	0	0	1	7	6	2	2	1	0	0	0	0	0	19
[05:30 AM-05:45 AM]	0	0	0	0	7	9	7	5	2	0	0	0	0	0	0	30
[05:45 AM-06:00 AM]	0	0	0	0	1	9	7	6	2	0	0	0	0	0	0	25
	0	0	0	0	9	34	29	15	8	1	0	0	0	0	0	96
[06:00 AM-06:15 AM]	0	0	0	0	1	2	5	7	3	3	0	0	0	0	0	21
[06:15 AM-06:30 AM]	0	0	0	1	1	9	14	11	2	1	0	0	0	0	0	39
[06:30 AM-06:45 AM]	0	1	0	1	1	13	10	7	2	1	0	0	0	0	0	36
[06:45 AM-07:00 AM]	0	0	0	2	6	20	16	8	3	0	0	0	0	0	0	55
	0	1	0	4	9	44	45	33	10	5	0	0	0	0	0	151
[07:00 AM-07:15 AM]	0	0	0	0	2	8	18	8	4	0	0	0	0	0	0	40
[07:15 AM-07:30 AM]	0	0	0	3	3	13	14	11	8	1	0	0	0	0	0	53
[07:30 AM-07:45 AM]	0	0	1	0	2	25	22	4	4	1	0	0	0	0	0	59
[07:45 AM-08:00 AM]	0	0	1	1	7	27	19	7	2	2	0	0	0	0	0	66
	0	0	2	4	14	73	73	30	18	4	0	0	0	0	0	218
[08:00 AM-08:15 AM]	0	0	1	1	6	24	13	6	4	0	0	0	0	0	0	55
[08:15 AM-08:30 AM]	0	1	2	5	8	24	13	10	3	1	0	0	0	0	0	67
[08:30 AM-08:45 AM]	0	0	1	1	11	31	13	8	3	0	0	0	0	0	0	68
[08:45 AM-09:00 AM]	0	1	0	2	9	37	27	4	4	1	0	0	0	0	0	85
	0	2	4	9	34	116	66	28	14	2	0	0	0	0	0	275
[09:00 AM-09:15 AM]	0	0	3	4	11	45	19	4	1	1	0	0	0	0	0	88
[09:15 AM-09:30 AM]	0	2	4	3	23	47	12	4	5	0	0	0	0	0	0	100
[09:30 AM-09:45 AM]	0	0	1	5	28	44	20	3	2	1	0	0	0	0	0	104
[09:45 AM-10:00 AM]	0	1	3	8	35	42	12	3	3	2	0	0	0	0	0	109
	0	3	11	20	97	178	63	14	11	4	0	0	0	0	0	401
[10:00 AM-10:15 AM]	0	1	2	8	33	51	19	5	1	1	0	0	0	0	0	121
[10:15 AM-10:30 AM]	0	1	1	7	27	63	21	2	1	1	0	0	0	0	0	124
[10:30 AM-10:45 AM]	0	1	3	9	42	56	18	4	2	3	0	0	0	0	0	138
[10:45 AM-11:00 AM]	0	1	3	8	31	48	19	1	2	3	0	0	0	0	0	116
	0	4	9	32	133	218	77	12	6	8	0	0	0	0	0	499

## Time/Speed Report

NC97 - kph	0 to 15	16 to 25	26 to 35	36 to 45	46 to 55	56 to 65	66 to 75	76 to 85	86 to 95	96 to 105	106 to 115	116 to 125	126 to 135	136 to 145	146 >	Total
<b>08/10/2013</b>																
[11:00 AM-11:15 AM]	0	0	2	5	25	34	13	0	1	1	0	0	0	0	0	81
[11:15 AM-11:30 AM]	0	1	1	4	19	53	17	5	1	2	0	0	0	0	0	103
[11:30 AM-11:45 AM]	0	0	0	1	18	31	19	5	2	0	0	0	0	0	0	76
[11:45 AM-12:00 PM]	0	0	3	4	35	68	30	5	2	0	0	0	0	0	0	147
	0	1	6	14	97	186	79	15	6	3	0	0	0	0	0	407
[12:00 PM-12:15 PM]	0	2	1	1	9	55	27	1	2	0	0	0	0	0	0	98
[12:15 PM-12:30 PM]	0	0	0	6	17	16	12	1	1	0	0	0	0	0	0	53
[12:30 PM-12:45 PM]	0	1	1	3	11	28	18	3	3	0	0	0	0	0	0	68
[12:45 PM-01:00 PM]	0	0	2	12	16	24	23	5	5	0	0	0	0	0	0	87
	0	3	4	22	53	123	80	10	11	0	0	0	0	0	0	306
[01:00 PM-01:15 PM]	0	1	0	2	15	43	20	7	3	1	0	0	0	0	0	92
[01:15 PM-01:30 PM]	0	0	1	2	8	43	22	12	3	0	0	0	0	0	0	91
[01:30 PM-01:45 PM]	0	0	0	2	7	21	21	6	2	0	0	0	0	0	0	59
[01:45 PM-02:00 PM]	0	1	0	0	3	15	6	3	3	0	0	0	0	0	0	31
	0	2	1	6	33	122	69	28	11	1	0	0	0	0	0	273
[02:00 PM-02:15 PM]	0	0	1	0	4	10	4	3	1	1	0	0	0	0	0	24
[02:15 PM-02:30 PM]	0	0	1	1	7	21	26	11	2	0	0	0	0	0	0	69
[02:30 PM-02:45 PM]	0	0	0	1	10	29	20	7	3	0	0	0	0	0	0	70
[02:45 PM-03:00 PM]	0	0	2	5	7	24	12	3	0	0	0	0	0	0	0	53
	0	0	4	7	28	84	62	24	6	1	0	0	0	0	0	216
[03:00 PM-03:15 PM]	0	1	2	2	5	30	20	5	1	2	0	0	0	0	0	68
[03:15 PM-03:30 PM]	0	1	1	0	4	14	12	10	1	1	0	0	0	0	0	44
[03:30 PM-03:45 PM]	0	0	0	0	2	23	11	6	1	1	0	0	0	0	0	44
[03:45 PM-04:00 PM]	0	0	0	2	10	28	13	4	3	0	0	0	0	0	0	60
	0	2	3	4	21	95	56	25	6	4	0	0	0	0	0	216
[04:00 PM-04:15 PM]	0	0	1	0	10	26	11	3	1	1	0	0	0	0	0	53
[04:15 PM-04:30 PM]	0	0	0	2	6	44	17	2	0	1	0	0	0	0	0	72
[04:30 PM-04:45 PM]	0	0	2	3	5	27	20	5	2	2	0	0	0	0	0	66
[04:45 PM-05:00 PM]	0	0	1	2	13	26	17	3	2	1	0	0	0	0	0	65
	0	0	4	7	34	123	65	13	5	5	0	0	0	0	0	256
[05:00 PM-05:15 PM]	0	0	0	1	6	17	12	0	1	0	0	0	0	0	0	37
[05:15 PM-05:30 PM]	0	1	1	1	13	38	14	3	4	0	0	0	0	0	0	75
[05:30 PM-05:45 PM]	0	0	0	1	11	36	14	1	0	0	0	0	0	0	0	63
[05:45 PM-06:00 PM]	0	1	0	2	18	38	9	2	0	0	0	0	0	0	0	70
	0	2	1	5	48	129	49	6	5	0	0	0	0	0	0	245

## Time/Speed Report

	0 to 15	16 to 25	26 to 35	36 to 45	46 to 55	56 to 65	66 to 75	76 to 85	86 to 95	96 to 105	106 to 115	116 to 125	126 to 135	136 to 145	146 >	Total
--	---------------	----------------	----------------	----------------	----------------	----------------	----------------	----------------	----------------	-----------------	------------------	------------------	------------------	------------------	----------	-------

**08/10/2013**

[06:00 PM-06:15 PM]	0	0	3	1	12	27	9	1	0	2	0	0	0	0	0	55
[06:15 PM-06:30 PM]	0	0	2	5	8	26	14	6	1	0	0	0	0	0	0	62
[06:30 PM-06:45 PM]	0	1	2	9	20	49	9	1	0	2	0	0	0	0	0	93
[06:45 PM-07:00 PM]	0	2	2	15	45	42	12	2	2	1	0	0	0	0	0	123
	0	3	9	30	85	144	44	10	3	5	0	0	0	0	0	333
[07:00 PM-07:15 PM]	0	0	1	5	20	45	20	7	4	0	0	0	0	0	0	102
[07:15 PM-07:30 PM]	0	0	2	9	49	50	11	8	0	3	0	0	0	0	0	132
[07:30 PM-07:45 PM]	0	0	0	0	19	48	11	0	1	2	0	0	0	0	0	81
[07:45 PM-08:00 PM]	0	1	1	8	17	43	11	6	1	1	0	0	0	0	0	89
	0	1	4	22	105	186	53	21	6	6	0	0	0	0	0	404

Daily Totals:      0            73            1018            1162            152            0            0            0

30            213            2417            373            59            0            0            5497

Report Totals:    0            152            2220            2192            251            0            0            0

51            436            5040            672            105            0            0            11119

Report Percentages: 0.00%    1.37%    19.97%    19.71%    2.26%    0.00%    0.00%    0.00%

0.46%    3.92%    45.33%    6.04%    0.94%    0.00%    0.00%

## Class/Volume Report Graph

HI-Star ID: 5045	Begin: 08/09/2013 08:00 AM	End: 08/10/2013 08:00 PM
Street: SS13 TERRAGLIO	Lane: P4	Hours: 36:00
State: IT	Oper:	Period: 15
City: PREGANZIOL	Posted: 69	Raw Count: 13496
County: VENETO	AADT Factor: 1	AADT Count: 8997

NC97 - Meters	Count	0,0 to 6,0	6,5 to 8,0	8,5 to 11,5	12,0 to 14,5	15,0 to 18,0	18,5 to 21,0	21,5 to 24,0	24,5 >	Total	0	54	108	162
---------------	-------	------------------	------------------	-------------------	--------------------	--------------------	--------------------	--------------------	-----------	-------	---	----	-----	-----

08/09/2013														
[08:00 AM-08:15 AM	129	104	3	5	2	1	0	0	0	115				
[08:15 AM-08:30 AM	151	129	2	6	2	0	0	0	0	139				
[08:30 AM-08:45 AM	138	113	2	4	2	0	0	0	0	121				
[08:45 AM-09:00 AM	112	89	3	2	2	0	0	0	0	96				
	530	435	10	17	8	1	0	0	0	471				
[09:00 AM-09:15 AM	118	99	2	1	0	0	0	0	0	102				
[09:15 AM-09:30 AM	120	97	3	4	1	1	0	1	0	107				
[09:30 AM-09:45 AM	105	87	1	1	0	1	0	0	0	90				
[09:45 AM-10:00 AM	115	85	4	0	1	1	0	0	0	91				
	458	368	10	6	2	3	0	1	0	390				
[10:00 AM-10:15 AM	120	96	0	5	1	2	0	0	0	104				
[10:15 AM-10:30 AM	101	78	2	2	0	1	1	0	0	84				
[10:30 AM-10:45 AM	130	97	0	3	0	0	0	0	0	100				
[10:45 AM-11:00 AM	122	100	2	5	0	1	0	0	0	108				
	473	371	4	15	1	4	1	0	0	396				
[11:00 AM-11:15 AM	156	122	5	4	1	1	0	0	0	133				
[11:15 AM-11:30 AM	159	129	5	1	4	0	0	0	0	139				
[11:30 AM-11:45 AM	141	108	3	3	1	2	0	0	0	117				
[11:45 AM-12:00 PM	121	90	0	3	1	1	0	0	0	95				
	577	449	13	11	7	4	0	0	0	484				
[12:00 PM-12:15 PM	129	102	1	2	1	0	0	0	0	106				
[12:15 PM-12:30 PM	132	100	2	1	1	2	0	0	0	106				
[12:30 PM-12:45 PM	106	74	1	1	2	3	0	0	0	81				
[12:45 PM-01:00 PM	97	63	1	1	0	0	0	0	0	65				
	464	339	5	5	4	5	0	0	0	358				
[01:00 PM-01:15 PM	78	49	0	1	0	0	0	0	0	50				
[01:15 PM-01:30 PM	60	38	1	1	0	0	0	0	0	40				
[01:30 PM-01:45 PM	84	65	1	1	2	0	0	0	0	69				
[01:45 PM-02:00 PM	100	76	3	3	0	1	0	0	0	83				
	322	228	5	6	2	1	0	0	0	242				
[02:00 PM-02:15 PM	85	71	0	1	0	1	0	0	0	73				
[02:15 PM-02:30 PM	94	61	2	0	0	0	0	0	0	63				
[02:30 PM-02:45 PM	87	64	1	2	0	2	0	0	0	69				
[02:45 PM-03:00 PM	72	39	2	0	0	1	0	0	0	42				
	338	235	5	3	0	4	0	0	0	247				
[03:00 PM-03:15 PM	71	48	0	0	0	0	1	0	0	49				
[03:15 PM-03:30 PM	106	78	3	0	2	0	0	0	0	83				
[03:30 PM-03:45 PM	128	105	3	1	0	0	0	0	0	109				
[03:45 PM-04:00 PM	130	110	0	1	0	0	0	0	0	111				
	435	341	6	2	2	0	1	0	0	352				



## Class/Volume Report Graph

NC97 - Meters	Count	0,0 to 6,0	6,5 to 8,0	8,5 to 11,5	12,0 to 14,5	15,0 to 18,0	18,5 to 21,0	21,5 to 24,0	24,5 >	Total	0	54	108	162
---------------	-------	------------------	------------------	-------------------	--------------------	--------------------	--------------------	--------------------	-----------	-------	---	----	-----	-----

### 08/10/2013

[12:00 AM-12:15 AM	115	109	1	0	0	0	0	0	0	110				
[12:15 AM-12:30 AM	99	85	1	0	2	0	0	0	0	88				
[12:30 AM-12:45 AM	109	102	0	0	0	1	0	0	0	103				
[12:45 AM-01:00 AM	106	97	0	1	0	0	0	0	0	98				
<hr/>														
[01:00 AM-01:15 AM	429	393	2	1	2	1	0	0	0	399				
[01:15 AM-01:30 AM	112	101	0	0	0	1	0	0	0	102				
[01:30 AM-01:45 AM	98	84	1	0	0	1	0	0	0	86				
[01:45 AM-02:00 AM	82	75	0	0	0	0	0	0	0	75				
[01:45 AM-02:00 AM	83	77	0	0	1	1	0	0	0	79				
<hr/>														
[02:00 AM-02:15 AM	375	337	1	0	1	3	0	0	0	342				
[02:00 AM-02:15 AM	52	50	1	0	0	0	0	0	0	51				
[02:15 AM-02:30 AM	50	46	0	0	0	0	0	0	0	46				
[02:30 AM-02:45 AM	50	49	0	0	0	0	0	0	0	49				
[02:45 AM-03:00 AM	39	35	1	0	0	0	0	0	0	36				
<hr/>														
[03:00 AM-03:15 AM	191	180	2	0	0	0	0	0	0	182				
[03:00 AM-03:15 AM	34	29	1	1	0	1	0	0	0	32				
[03:15 AM-03:30 AM	35	33	0	0	0	0	0	0	0	33				
[03:30 AM-03:45 AM	40	35	0	2	0	1	0	0	0	38				
[03:45 AM-04:00 AM	29	24	1	0	0	0	0	0	0	25				
<hr/>														
[04:00 AM-04:15 AM	138	121	2	3	0	2	0	0	0	128				
[04:00 AM-04:15 AM	38	36	1	0	0	0	0	0	0	37				
[04:15 AM-04:30 AM	36	33	0	1	1	0	0	0	0	35				
[04:30 AM-04:45 AM	41	39	0	0	0	0	0	0	0	39				
[04:45 AM-05:00 AM	39	36	1	1	1	0	0	0	0	39				
<hr/>														
[05:00 AM-05:15 AM	154	144	2	2	2	0	0	0	0	150				
[05:00 AM-05:15 AM	22	18	2	0	1	1	0	0	0	22				
[05:15 AM-05:30 AM	21	17	1	0	1	0	0	0	0	19				
[05:30 AM-05:45 AM	32	27	3	0	0	0	0	0	0	30				
[05:45 AM-06:00 AM	29	23	1	1	0	0	0	0	0	25				
<hr/>														
[06:00 AM-06:15 AM	104	85	7	1	2	1	0	0	0	96				
[06:00 AM-06:15 AM	24	21	0	0	0	0	0	0	0	21				
[06:15 AM-06:30 AM	41	35	2	1	0	1	0	0	0	39				
[06:30 AM-06:45 AM	40	33	2	1	0	0	0	0	0	36				
[06:45 AM-07:00 AM	57	52	0	2	1	0	0	0	0	55				
<hr/>														
[07:00 AM-07:15 AM	162	141	4	4	1	1	0	0	0	151				
[07:00 AM-07:15 AM	44	38	1	1	0	0	0	0	0	40				
[07:15 AM-07:30 AM	55	49	2	2	0	0	0	0	0	53				
[07:30 AM-07:45 AM	64	55	2	2	0	0	0	0	0	59				
[07:45 AM-08:00 AM	74	59	2	3	1	1	0	0	0	66				
<hr/>														
[08:00 AM-08:15 AM	237	201	7	8	1	1	0	0	0	218				
[08:00 AM-08:15 AM	61	51	1	2	1	0	0	0	0	55				
[08:15 AM-08:30 AM	76	61	0	2	3	1	0	0	0	67				
[08:30 AM-08:45 AM	80	63	1	2	1	1	0	0	0	68				
[08:45 AM-09:00 AM	89	80	0	2	2	0	1	0	0	85				
<hr/>														
[09:00 AM-09:15 AM	306	255	2	8	7	2	1	0	0	275				
[09:00 AM-09:15 AM	100	87	1	0	0	0	0	0	0	88				
[09:15 AM-09:30 AM	112	97	0	3	0	0	0	0	0	100				
[09:30 AM-09:45 AM	116	101	1	1	1	0	0	0	0	104				
[09:45 AM-10:00 AM	120	103	2	1	3	0	0	0	0	109				
<hr/>														
	448	388	4	5	4	0	0	0	0	401				



## Class/Volume Report Graph

NC97 - Meters	Count	0,0	6,5	8,5	12,0	15,0	18,5	21,5	24,5	Total	Bar Chart			
		to 6,0	to 8,0	to 11,5	to 14,5	to 18,0	to 21,0	to 24,0	>		0	54	108	162
<b>08/10/2013</b>														
[10:00 AM-10:15 AM	135	114	1	5	1	0	0	0	0	121				
[10:15 AM-10:30 AM	146	121	1	2	0	0	0	0	0	124				
[10:30 AM-10:45 AM	155	134	2	1	1	0	0	0	0	138				
[10:45 AM-11:00 AM	132	111	0	1	3	1	0	0	0	116				
	568	480	4	9	5	1	0	0	0	499				
[11:00 AM-11:15 AM	114	79	0	1	0	1	0	0	0	81				
[11:15 AM-11:30 AM	122	100	2	0	0	1	0	0	0	103				
[11:30 AM-11:45 AM	109	72	2	0	2	0	0	0	0	76				
[11:45 AM-12:00 PM	162	142	2	3	0	0	0	0	0	147				
	507	393	6	4	2	2	0	0	0	407				
[12:00 PM-12:15 PM	115	95	1	2	0	0	0	0	0	98				
[12:15 PM-12:30 PM	81	52	0	1	0	0	0	0	0	53				
[12:30 PM-12:45 PM	100	67	0	1	0	0	0	0	0	68				
[12:45 PM-01:00 PM	102	84	1	0	2	0	0	0	0	87				
	398	298	2	4	2	0	0	0	0	306				
[01:00 PM-01:15 PM	106	92	0	0	0	0	0	0	0	92				
[01:15 PM-01:30 PM	98	86	0	3	1	0	0	0	1	91				
[01:30 PM-01:45 PM	76	59	0	0	0	0	0	0	0	59				
[01:45 PM-02:00 PM	55	29	1	0	0	1	0	0	0	31				
	335	266	1	3	1	1	0	0	1	273				
[02:00 PM-02:15 PM	46	24	0	0	0	0	0	0	0	24				
[02:15 PM-02:30 PM	77	62	2	5	0	0	0	0	0	69				
[02:30 PM-02:45 PM	88	68	2	0	0	0	0	0	0	70				
[02:45 PM-03:00 PM	75	48	1	3	1	0	0	0	0	53				
	286	202	5	8	1	0	0	0	0	216				
[03:00 PM-03:15 PM	89	67	0	0	1	0	0	0	0	68				
[03:15 PM-03:30 PM	67	43	0	1	0	0	0	0	0	44				
[03:30 PM-03:45 PM	72	43	0	0	1	0	0	0	0	44				
[03:45 PM-04:00 PM	80	58	0	1	1	0	0	0	0	60				
	308	211	0	2	3	0	0	0	0	216				
[04:00 PM-04:15 PM	78	52	1	0	0	0	0	0	0	53				
[04:15 PM-04:30 PM	93	71	0	1	0	0	0	0	0	72				
[04:30 PM-04:45 PM	91	63	1	1	0	1	0	0	0	66				
[04:45 PM-05:00 PM	91	63	1	1	0	0	0	0	0	65				
	353	249	3	3	0	1	0	0	0	256				
[05:00 PM-05:15 PM	70	37	0	0	0	0	0	0	0	37				
[05:15 PM-05:30 PM	99	73	1	1	0	0	0	0	0	75				
[05:30 PM-05:45 PM	88	62	1	0	0	0	0	0	0	63				
[05:45 PM-06:00 PM	103	69	0	1	0	0	0	0	0	70				
	360	241	2	2	0	0	0	0	0	245				
[06:00 PM-06:15 PM	81	54	1	0	0	0	0	0	0	55				
[06:15 PM-06:30 PM	95	61	0	1	0	0	0	0	0	62				
[06:30 PM-06:45 PM	117	92	1	0	0	0	0	0	0	93				
[06:45 PM-07:00 PM	146	118	1	3	1	0	0	0	0	123				
	439	325	3	4	1	0	0	0	0	333				
[07:00 PM-07:15 PM	123	100	0	2	0	0	0	0	0	102				
[07:15 PM-07:30 PM	149	128	0	3	1	0	0	0	0	132				
[07:30 PM-07:45 PM	106	81	0	0	0	0	0	0	0	81				
[07:45 PM-08:00 PM	118	85	1	2	1	0	0	0	0	89				
	496	394	1	7	2	0	0	0	0	404				



## Average Speed by Class Report

HI-Star ID: 5045	Begin: 08/09/2013 08:00 AM	End: 08/10/2013 08:00 PM
Street: SS13 TERRAGLIO	Lane: P4	Hours: 36:00
State: IT	Oper:	Period: 15
City: PREGANZIOL	Posted: 69	Raw Count: 13496
County: VENETO	AADT Factor: 1	AADT Count: 8997

	0,0 to 6,0	6,5 to 8,0	8,5 to 11,5	12,0 to 14,5	15,0 to 18,0	18,5 to 21,0	21,5 to 24,0	24,5 >	Avg Speed
--	------------------	------------------	-------------------	--------------------	--------------------	--------------------	--------------------	-----------	-----------

### 08/09/2013

[08:00 AM-08:15 AM]	59,00	61,00	61,00	61,00	61,00	0,00	0,00	0,00	59,00 kph
[08:15 AM-08:30 AM]	59,00	61,00	54,00	61,00	0,00	0,00	0,00	0,00	59,00 kph
[08:30 AM-08:45 AM]	61,00	80,00	57,00	56,00	0,00	0,00	0,00	0,00	61,00 kph
[08:45 AM-09:00 AM]	64,00	64,00	51,00	66,00	0,00	0,00	0,00	0,00	64,00 kph
[09:00 AM-09:15 AM]	62,00	61,00	61,00	0,00	0,00	0,00	0,00	0,00	62,00 kph
[09:15 AM-09:30 AM]	61,00	77,00	54,00	61,00	70,00	0,00	61,00	0,00	62,00 kph
[09:30 AM-09:45 AM]	62,00	61,00	41,00	0,00	51,00	0,00	0,00	0,00	62,00 kph
[09:45 AM-10:00 AM]	59,00	54,00	0,00	70,00	70,00	0,00	0,00	0,00	59,00 kph
[10:00 AM-10:15 AM]	62,00	0,00	61,00	61,00	51,00	0,00	0,00	0,00	62,00 kph
[10:15 AM-10:30 AM]	61,00	61,00	51,00	0,00	51,00	61,00	0,00	0,00	61,00 kph
[10:30 AM-10:45 AM]	62,00	0,00	54,00	0,00	0,00	0,00	0,00	0,00	62,00 kph
[10:45 AM-11:00 AM]	61,00	56,00	54,00	0,00	51,00	0,00	0,00	0,00	59,00 kph
[11:00 AM-11:15 AM]	59,00	53,00	57,00	61,00	51,00	0,00	0,00	0,00	59,00 kph
[11:15 AM-11:30 AM]	59,00	61,00	51,00	56,00	0,00	0,00	0,00	0,00	59,00 kph
[11:30 AM-11:45 AM]	59,00	94,00	54,00	61,00	66,00	0,00	0,00	0,00	61,00 kph
[11:45 AM-12:00 PM]	62,00	0,00	61,00	51,00	61,00	0,00	0,00	0,00	62,00 kph
[12:00 PM-12:15 PM]	64,00	61,00	66,00	61,00	0,00	0,00	0,00	0,00	64,00 kph
[12:15 PM-12:30 PM]	62,00	51,00	61,00	61,00	66,00	0,00	0,00	0,00	62,00 kph
[12:30 PM-12:45 PM]	61,00	61,00	51,00	61,00	57,00	0,00	0,00	0,00	61,00 kph
[12:45 PM-01:00 PM]	62,00	80,00	61,00	0,00	0,00	0,00	0,00	0,00	62,00 kph
[01:00 PM-01:15 PM]	64,00	0,00	61,00	0,00	0,00	0,00	0,00	0,00	64,00 kph
[01:15 PM-01:30 PM]	62,00	61,00	61,00	0,00	0,00	0,00	0,00	0,00	62,00 kph
[01:30 PM-01:45 PM]	64,00	70,00	41,00	66,00	0,00	0,00	0,00	0,00	64,00 kph
[01:45 PM-02:00 PM]	64,00	57,00	61,00	0,00	61,00	0,00	0,00	0,00	64,00 kph
[02:00 PM-02:15 PM]	62,00	0,00	61,00	0,00	70,00	0,00	0,00	0,00	62,00 kph
[02:15 PM-02:30 PM]	67,00	56,00	0,00	0,00	0,00	0,00	0,00	0,00	67,00 kph
[02:30 PM-02:45 PM]	64,00	90,00	61,00	0,00	61,00	0,00	0,00	0,00	64,00 kph
[02:45 PM-03:00 PM]	59,00	61,00	0,00	0,00	61,00	0,00	0,00	0,00	59,00 kph
[03:00 PM-03:15 PM]	62,00	0,00	0,00	0,00	0,00	61,00	0,00	0,00	62,00 kph
[03:15 PM-03:30 PM]	64,00	64,00	0,00	51,00	0,00	0,00	0,00	0,00	64,00 kph
[03:30 PM-03:45 PM]	64,00	70,00	61,00	0,00	0,00	0,00	0,00	0,00	64,00 kph
[03:45 PM-04:00 PM]	66,00	0,00	51,00	0,00	0,00	0,00	0,00	0,00	66,00 kph
[04:00 PM-04:15 PM]	62,00	0,00	61,00	0,00	0,00	0,00	0,00	0,00	62,00 kph
[04:15 PM-04:30 PM]	59,00	74,00	56,00	0,00	61,00	0,00	0,00	0,00	59,00 kph
[04:30 PM-04:45 PM]	61,00	101,00	0,00	51,00	0,00	0,00	0,00	0,00	61,00 kph
[04:45 PM-05:00 PM]	62,00	61,00	51,00	61,00	0,00	0,00	0,00	0,00	61,00 kph
[05:00 PM-05:15 PM]	57,00	70,00	61,00	61,00	0,00	0,00	0,00	0,00	57,00 kph
[05:15 PM-05:30 PM]	61,00	51,00	0,00	51,00	51,00	0,00	0,00	0,00	59,00 kph
[05:30 PM-05:45 PM]	57,00	61,00	0,00	0,00	61,00	0,00	0,00	0,00	57,00 kph
[05:45 PM-06:00 PM]	56,00	61,00	70,00	57,00	0,00	0,00	0,00	0,00	57,00 kph
[06:00 PM-06:15 PM]	57,00	0,00	41,00	0,00	51,00	0,00	0,00	0,00	57,00 kph
[06:15 PM-06:30 PM]	61,00	0,00	56,00	0,00	0,00	0,00	0,00	0,00	61,00 kph
[06:30 PM-06:45 PM]	62,00	0,00	0,00	61,00	0,00	0,00	0,00	0,00	62,00 kph
[06:45 PM-07:00 PM]	59,00	0,00	0,00	61,00	0,00	0,00	0,00	0,00	59,00 kph
[07:00 PM-07:15 PM]	59,00	0,00	0,00	0,00	0,00	0,00	0,00	0,00	59,00 kph
[07:15 PM-07:30 PM]	61,00	61,00	51,00	61,00	0,00	0,00	0,00	0,00	61,00 kph
[07:30 PM-07:45 PM]	61,00	0,00	0,00	0,00	0,00	0,00	0,00	0,00	61,00 kph
[07:45 PM-08:00 PM]	61,00	61,00	41,00	56,00	61,00	0,00	0,00	0,00	61,00 kph
[08:00 PM-08:15 PM]	61,00	0,00	0,00	61,00	0,00	0,00	0,00	0,00	61,00 kph
[08:15 PM-08:30 PM]	61,00	61,00	41,00	61,00	0,00	0,00	0,00	0,00	59,00 kph

### Average Speed by Class Report

NC97 - Meters	0,0 to 6,0	6,5 to 8,0	8,5 to 11,5	12,0 to 14,5	15,0 to 18,0	18,5 to 21,0	21,5 to 24,0	24,5 >	Avg Speed
<b>08/09/2013</b>									
[08:30 PM-08:45 PM]	66.00	90.00	66.00	0.00	0.00	0.00	0.00	0.00	66,00 kph
[08:45 PM-09:00 PM]	57.00	0.00	0.00	0.00	0.00	0.00	0.00	0.00	57,00 kph
[09:00 PM-09:15 PM]	62.00	0.00	0.00	0.00	61.00	0.00	0.00	0.00	62,00 kph
[09:15 PM-09:30 PM]	59.00	0.00	0.00	0.00	0.00	0.00	0.00	0.00	59,00 kph
[09:30 PM-09:45 PM]	61.00	0.00	0.00	61.00	0.00	0.00	0.00	0.00	61,00 kph
[09:45 PM-10:00 PM]	57.00	0.00	0.00	61.00	0.00	0.00	0.00	0.00	57,00 kph
[10:00 PM-10:15 PM]	61.00	0.00	0.00	61.00	61.00	0.00	0.00	0.00	61,00 kph
[10:15 PM-10:30 PM]	59.00	51.00	51.00	61.00	0.00	0.00	0.00	0.00	59,00 kph
[10:30 PM-10:45 PM]	62.00	0.00	0.00	0.00	0.00	0.00	0.00	0.00	62,00 kph
[10:45 PM-11:00 PM]	59.00	0.00	0.00	61.00	0.00	0.00	0.00	0.00	59,00 kph
[11:00 PM-11:15 PM]	59.00	0.00	0.00	0.00	0.00	0.00	0.00	0.00	59,00 kph
[11:15 PM-11:30 PM]	61.00	0.00	0.00	66.00	0.00	0.00	0.00	0.00	61,00 kph
[11:30 PM-11:45 PM]	61.00	0.00	0.00	0.00	0.00	0.00	0.00	0.00	61,00 kph
[11:45 PM-12:00 AM]	59.00	61.00	61.00	0.00	0.00	0.00	0.00	0.00	59,00 kph
<b>08/10/2013</b>									
[12:00 AM-12:15 AM]	59.00	90.00	0.00	0.00	0.00	0.00	0.00	0.00	61,00 kph
[12:15 AM-12:30 AM]	62.00	90.00	0.00	56.00	0.00	0.00	0.00	0.00	62,00 kph
[12:30 AM-12:45 AM]	62.00	0.00	0.00	0.00	51.00	0.00	0.00	0.00	62,00 kph
[12:45 AM-01:00 AM]	61.00	0.00	51.00	0.00	0.00	0.00	0.00	0.00	61,00 kph
[01:00 AM-01:15 AM]	61.00	0.00	0.00	0.00	51.00	0.00	0.00	0.00	61,00 kph
[01:15 AM-01:30 AM]	61.00	90.00	0.00	0.00	61.00	0.00	0.00	0.00	62,00 kph
[01:30 AM-01:45 AM]	61.00	0.00	0.00	0.00	0.00	0.00	0.00	0.00	61,00 kph
[01:45 AM-02:00 AM]	61.00	0.00	0.00	70.00	61.00	0.00	0.00	0.00	61,00 kph
[02:00 AM-02:15 AM]	61.00	61.00	0.00	0.00	0.00	0.00	0.00	0.00	61,00 kph
[02:15 AM-02:30 AM]	64.00	0.00	0.00	0.00	0.00	0.00	0.00	0.00	64,00 kph
[02:30 AM-02:45 AM]	61.00	0.00	0.00	0.00	0.00	0.00	0.00	0.00	61,00 kph
[02:45 AM-03:00 AM]	62.00	51.00	0.00	0.00	0.00	0.00	0.00	0.00	62,00 kph
[03:00 AM-03:15 AM]	64.00	61.00	61.00	0.00	90.00	0.00	0.00	0.00	66,00 kph
[03:15 AM-03:30 AM]	61.00	0.00	0.00	0.00	0.00	0.00	0.00	0.00	61,00 kph
[03:30 AM-03:45 AM]	66.00	0.00	56.00	0.00	70.00	0.00	0.00	0.00	66,00 kph
[03:45 AM-04:00 AM]	64.00	70.00	0.00	0.00	0.00	0.00	0.00	0.00	64,00 kph
[04:00 AM-04:15 AM]	70.00	61.00	0.00	0.00	0.00	0.00	0.00	0.00	70,00 kph
[04:15 AM-04:30 AM]	67.00	0.00	51.00	61.00	0.00	0.00	0.00	0.00	66,00 kph
[04:30 AM-04:45 AM]	69.00	0.00	0.00	0.00	0.00	0.00	0.00	0.00	69,00 kph
[04:45 AM-05:00 AM]	70.00	70.00	61.00	70.00	0.00	0.00	0.00	0.00	70,00 kph
[05:00 AM-05:15 AM]	70.00	66.00	0.00	61.00	70.00	0.00	0.00	0.00	69,00 kph
[05:15 AM-05:30 AM]	72.00	51.00	0.00	61.00	0.00	0.00	0.00	0.00	70,00 kph
[05:30 AM-05:45 AM]	66.00	64.00	0.00	0.00	0.00	0.00	0.00	0.00	66,00 kph
[05:45 AM-06:00 AM]	69.00	90.00	61.00	0.00	0.00	0.00	0.00	0.00	70,00 kph
[06:00 AM-06:15 AM]	78.00	0.00	0.00	0.00	0.00	0.00	0.00	0.00	78,00 kph
[06:15 AM-06:30 AM]	72.00	75.00	61.00	0.00	70.00	0.00	0.00	0.00	72,00 kph
[06:30 AM-06:45 AM]	69.00	66.00	70.00	0.00	0.00	0.00	0.00	0.00	67,00 kph
[06:45 AM-07:00 AM]	67.00	0.00	56.00	51.00	0.00	0.00	0.00	0.00	66,00 kph
[07:00 AM-07:15 AM]	72.00	70.00	61.00	0.00	0.00	0.00	0.00	0.00	72,00 kph
[07:15 AM-07:30 AM]	70.00	80.00	61.00	0.00	0.00	0.00	0.00	0.00	70,00 kph
[07:30 AM-07:45 AM]	69.00	61.00	56.00	0.00	0.00	0.00	0.00	0.00	67,00 kph
[07:45 AM-08:00 AM]	67.00	56.00	61.00	61.00	61.00	0.00	0.00	0.00	66,00 kph
[08:00 AM-08:15 AM]	66.00	61.00	66.00	61.00	0.00	0.00	0.00	0.00	66,00 kph
[08:15 AM-08:30 AM]	64.00	0.00	61.00	64.00	61.00	0.00	0.00	0.00	64,00 kph
[08:30 AM-08:45 AM]	64.00	61.00	61.00	51.00	51.00	0.00	0.00	0.00	64,00 kph
[08:45 AM-09:00 AM]	64.00	0.00	61.00	61.00	0.00	70.00	0.00	0.00	64,00 kph
[09:00 AM-09:15 AM]	61.00	61.00	0.00	0.00	0.00	0.00	0.00	0.00	61,00 kph
[09:15 AM-09:30 AM]	59.00	0.00	57.00	0.00	0.00	0.00	0.00	0.00	59,00 kph
[09:30 AM-09:45 AM]	61.00	61.00	61.00	51.00	0.00	0.00	0.00	0.00	61,00 kph
[09:45 AM-10:00 AM]	59.00	56.00	51.00	51.00	0.00	0.00	0.00	0.00	57,00 kph
[10:00 AM-10:15 AM]	59.00	41.00	54.00	51.00	0.00	0.00	0.00	0.00	59,00 kph
[10:15 AM-10:30 AM]	59.00	61.00	61.00	0.00	0.00	0.00	0.00	0.00	59,00 kph
[10:30 AM-10:45 AM]	59.00	80.00	30.00	61.00	0.00	0.00	0.00	0.00	59,00 kph
[10:45 AM-11:00 AM]	59.00	0.00	61.00	51.00	61.00	0.00	0.00	0.00	59,00 kph
[11:00 AM-11:15 AM]	57.00	0.00	51.00	0.00	61.00	0.00	0.00	0.00	57,00 kph

### Average Speed by Class Report

NC97 - Meters	0,0 to 6,0	6,5 to 8,0	8,5 to 11,5	12,0 to 14,5	15,0 to 18,0	18,5 to 21,0	21,5 to 24,0	24,5 >	Avg Speed
[11:15 AM-11:30 AM]	61.00	90.00	0.00	0.00	61.00	0.00	0.00	0.00	61,00 kph
[11:30 AM-11:45 AM]	62.00	56.00	0.00	56.00	0.00	0.00	0.00	0.00	62,00 kph
[11:45 AM-12:00 PM]	61.00	61.00	54.00	0.00	0.00	0.00	0.00	0.00	61,00 kph
[12:00 PM-12:15 PM]	62.00	70.00	56.00	0.00	0.00	0.00	0.00	0.00	62,00 kph
[12:15 PM-12:30 PM]	59.00	0.00	51.00	0.00	0.00	0.00	0.00	0.00	59,00 kph
[12:30 PM-12:45 PM]	62.00	0.00	61.00	0.00	0.00	0.00	0.00	0.00	62,00 kph
[12:45 PM-01:00 PM]	61.00	41.00	0.00	51.00	0.00	0.00	0.00	0.00	61,00 kph
[01:00 PM-01:15 PM]	64.00	0.00	0.00	0.00	0.00	0.00	0.00	0.00	64,00 kph
[01:15 PM-01:30 PM]	66.00	0.00	64.00	70.00	0.00	0.00	0.00	61.00	66,00 kph
[01:30 PM-01:45 PM]	66.00	0.00	0.00	0.00	0.00	0.00	0.00	0.00	66,00 kph
[01:45 PM-02:00 PM]	64.00	80.00	0.00	0.00	61.00	0.00	0.00	0.00	66,00 kph
[02:00 PM-02:15 PM]	66.00	0.00	0.00	0.00	0.00	0.00	0.00	0.00	66,00 kph
[02:15 PM-02:30 PM]	66.00	75.00	69.00	0.00	0.00	0.00	0.00	0.00	67,00 kph
[02:30 PM-02:45 PM]	66.00	70.00	0.00	0.00	0.00	0.00	0.00	0.00	66,00 kph
[02:45 PM-03:00 PM]	61.00	51.00	51.00	61.00	0.00	0.00	0.00	0.00	59,00 kph
[03:00 PM-03:15 PM]	64.00	0.00	0.00	51.00	0.00	0.00	0.00	0.00	64,00 kph
[03:15 PM-03:30 PM]	66.00	0.00	101.00	0.00	0.00	0.00	0.00	0.00	67,00 kph
[03:30 PM-03:45 PM]	67.00	0.00	0.00	61.00	0.00	0.00	0.00	0.00	67,00 kph
[03:45 PM-04:00 PM]	64.00	0.00	61.00	51.00	0.00	0.00	0.00	0.00	64,00 kph
[04:00 PM-04:15 PM]	62.00	90.00	0.00	0.00	0.00	0.00	0.00	0.00	62,00 kph
[04:15 PM-04:30 PM]	62.00	0.00	61.00	0.00	0.00	0.00	0.00	0.00	62,00 kph
[04:30 PM-04:45 PM]	64.00	80.00	70.00	0.00	70.00	0.00	0.00	0.00	64,00 kph
[04:45 PM-05:00 PM]	62.00	90.00	61.00	0.00	0.00	0.00	0.00	0.00	62,00 kph
[05:00 PM-05:15 PM]	62.00	0.00	0.00	0.00	0.00	0.00	0.00	0.00	62,00 kph
[05:15 PM-05:30 PM]	62.00	61.00	61.00	0.00	0.00	0.00	0.00	0.00	62,00 kph
[05:30 PM-05:45 PM]	61.00	61.00	0.00	0.00	0.00	0.00	0.00	0.00	61,00 kph
[05:45 PM-06:00 PM]	59.00	0.00	61.00	0.00	0.00	0.00	0.00	0.00	59,00 kph
[06:00 PM-06:15 PM]	59.00	101.00	0.00	0.00	0.00	0.00	0.00	0.00	61,00 kph
[06:15 PM-06:30 PM]	61.00	0.00	61.00	0.00	0.00	0.00	0.00	0.00	61,00 kph
[06:30 PM-06:45 PM]	57.00	61.00	0.00	0.00	0.00	0.00	0.00	0.00	57,00 kph
[06:45 PM-07:00 PM]	56.00	61.00	54.00	51.00	0.00	0.00	0.00	0.00	56,00 kph
[07:00 PM-07:15 PM]	62.00	0.00	45.00	0.00	0.00	0.00	0.00	0.00	62,00 kph
[07:15 PM-07:30 PM]	59.00	0.00	45.00	51.00	0.00	0.00	0.00	0.00	57,00 kph
[07:30 PM-07:45 PM]	61.00	0.00	0.00	0.00	0.00	0.00	0.00	0.00	61,00 kph
[07:45 PM-08:00 PM]	59.00	80.00	56.00	61.00	0.00	0.00	0.00	0.00	59,00 kph
Report Totals:	62.35	67.16	57.27	58.92	60.95	64.00	61.00	61.00	